

**AGENDA
IRVINE RANCH WATER DISTRICT
BOARD OF DIRECTORS
REGULAR MEETING**

August 28, 2017

PLEDGE OF ALLEGIANCE

CALL TO ORDER

5:00 p.m., Board Room, District Office
15600 Sand Canyon Avenue, Irvine, California

ROLL CALL

Directors LaMar, Matheis, Swan, Withers and President Reinhart

NOTICE

If you wish to address the Board on any item, including Consent Calendar items, please file your name with the Secretary. Forms are provided on the lobby table. Remarks are limited to three minutes per speaker on each subject. Consent Calendar items will be acted upon by one motion, without discussion, unless a request is made for specific items to be removed from the Calendar for separate action.

COMMUNICATIONS TO THE BOARD

1. A. Written:

B. Oral:

2. ITEMS RECEIVED TOO LATE TO BE AGENDIZED

Recommendation: Determine the need to discuss and/or take immediate action on item(s).

WORKSHOP

3. ENTERPRISE ASSET MANAGEMENT SOFTWARE IMPLEMENTATION UPDATE

Staff will update the Board on completed, pending, and upcoming tasks, and provide an overview of design-phase findings.

Recommendation: Receive and file.

CONSENT CALENDAR

Resolution No. 2017-23

Items 4-12

4. RATIFY/APPROVE BOARD OF DIRECTORS' ATTENDANCE AT MEETINGS AND EVENTS

Recommendation: That the Board ratify/approve the meetings and events for Steven LaMar, Mary Aileen, Peer Swan, Douglas Reinhart and John Withers, as described.

CONSENT CALENDAR (Continued)

Resolution No. 2017-23

Items 4-11

5. MINUTES OF REGULAR BOARD MEETING

Recommendation: That the minutes of the August 14, 2017 Regular Board Meeting be approved as presented.

6. OPERATIONS CENTER PERMANENT BACKUP GENERATOR FINAL ACCEPTANCE

Recommendation: That the Board accept construction of the Operations Center Permanent Backup Generator, project 06167, authorize the General Manager to file a Notice of Completion; and authorize the payment of the retention 35 days after the date of recording the Notice of Completion.

7. MAIN STREET DIVERSION STRUCTURE REHABILITATION FINAL ACCEPTANCE

Recommendation: That the Board accept construction of the Main Street Diversion Structure Rehabilitation, project 05174; authorize the General Manager to file a Notice of Completion; and authorize the payment of the retention 35 days after the date of recording the Notice Of Completion.

8. LAKE FOREST ZONE A RESERVOIR DEMOLITION FINAL ACCEPTANCE

Recommendation: That the Board accept construction of the Lake Forest Zone A Reservoir Demolition, project 07094; authorize the Filing of a Notice of Completion; and authorize the payment of the retention 35 days after the date of recording the Notice of Completion.

9. TUSTIN LEGACY CAPITAL FACILITIES

Recommendation: That the Board authorize the General Manager to accept the City of Tustin's construction contract with KEC Engineering in the amount of \$263,804 for the Victory Road Recycled Water Improvements, project 07163; authorize the General Manager to accept the city's construction contract with USS Cal Builders, Inc. in the amount of \$332,594.28 for the Moffett Drive Bridge Domestic and Recycled Water Improvements, projects 06765 and 06766; authorize the General Manager to accept the City's construction contract with Bali Construction, Inc. in the amount of \$187,348 for the Flight Drive Recycled Water Improvements, project 07535; and authorize a budget increase for project 07163 in the amount of \$200,000, from \$162,800 to \$362,800, for the construction of recycled water pipelines within Victory Road.

CONSENT CALENDAR (Continued)	Resolution No. 2017-23	Items 4-12
<p>10. <u>JULY 2017 TREASURY REPORT</u></p> <p>Recommendation: That the Board receive and file the Treasurer's Investment Summary Report, the Monthly Interest Rate Swap Summary for July 2017, and Disclosure Report of Reimbursements to Board Members and Staff; approve the July 2017 Summary of Payroll ACH payments in the total amount of \$\$1,733,580 and approve the July 2017 Accounts Payable Disbursement Summary of Warrants 378596 through 379170, Workers' Compensation distributions, wire transfers, payroll withholding distributions and voided checks in the total amount of \$49,693,221.</p> <p>11. <u>SANTIAGO HILLS II CAPITAL FACILITIES DESIGN CHANGE ORDER</u></p> <p>Recommendation: That the Board authorize the General Manager to accept Irvine Community Development Company's design change order with Michael Baker International in the amount of \$203,200 for the Santiago Hills II, Recycled Water Capital Improvements, project 05823.</p> <p>12. <u>ACWA REGION 10 ELECTION BALLOT FOR THE 2018-19 TERM</u></p> <p>Recommendation: That the Board support the candidates as selected by the ACWA Region 10 nominating committee and authorize the General Manager to sign the Region 10 board ballot for the 2017-2018 term.</p>		
ACTION CALENDAR		
<p>13. <u>MICHELSON WATER RECYCLING PLANT BIOSOLIDS AND ENERGY RECOVERY FACILITIES CONTRACT CHANGE ORDER NO. 58 AND VARIANCE</u></p> <p>recommendation: That the Board approve Contract Change Order No. 58 in the amount of \$182,938.94 with Filanc/Balfour Beatty for electrical and SCADA programming modifications; and authorize the General Manager to execute Variance No. 4 in the amount of \$17,950 with Ninyo and Moore to provide supplemental materials testing for the Michelson Water Recycling Plant Biosolids and Energy Recovery Facilities, project 04286.</p> <p>14. <u>IRWD SECURITY GUARD SERVICES CONTRACT</u></p> <p>Recommendation: That the Board authorize the General Manager to enter into a contract with Secruitas, Inc. for security guard and patrol services for a three-year term with options for two one-year renewals as follows: September 1, 2017 through June 30, 2017 at \$669,860.00; Fiscal Year 2018-19 at \$696,654.00, and Fiscal Year 2019-20) at \$724,520.00.</p>		

OTHER BUSINESS

Pursuant to Government Code Section 54954.2, members of the Board of Directors or staff may ask questions for clarification, make brief announcements, make brief reports on his/her own activities. The Board or a Board member may provide a reference to staff or other resources for factual information, request staff to report back at a subsequent meeting concerning any matter, or direct staff to place a matter of business on a future agenda. Such matters may be brought up under the General Manager's Report or Directors' Comments.

15. A. General Manager's Report

B. Directors' Comments

C. Closed Session

Conference with Legal Counsel Regarding Anticipated Litigation - Government Code Section 54956.9(d)(2), *International Brotherhood of Electrical Workers Local 47 v. Irvine Ranch Water District, Public Employee Relations Board, Unfair Practice Charge No. LA-CE-1197-M*

D. Open Session

E. Adjourn

Availability of agenda materials: Agenda exhibits and other writings that are disclosable public records distributed to all or a majority of the members of the Irvine Ranch Water District Board of Directors in connection with a matter subject to discussion or consideration at an open meeting of the Board of Directors are available for public inspection in the District's office, 15600 Sand Canyon Avenue, Irvine, California ("District Office"). If such writings are distributed to members of the Board less than 72 hours prior to the meeting, they will be available from the District Secretary of the District Office at the same time as they are distributed to Board Members, except that if such writings are distributed one hour prior to, or during, the meeting, they will be available at the entrance to the Board of Directors Room of the District Office. The Irvine Ranch Water District Board Room is wheelchair accessible. If you require any special disability-related accommodations (e.g., access to an amplified sound system, etc.), please contact the District Secretary at (949) 453-5300 during business hours at least seventy-two (72) hours prior to the scheduled meeting. This agenda can be obtained in alternative format upon written request to the District Secretary at least seventy-two (72) hours prior to the scheduled meeting.

August 28, 2017

Prepared by: K. Drake/ B. Meserlian

Submitted by: P. Shields

Approved by: Paul A. Cook



WORKSHOP

ENTERPRISE ASSET MANAGEMENT SOFTWARE IMPLEMENTATION UPDATE

SUMMARY:

The Enterprise Asset Management (EAM) Software Implementation Project is approaching the initial Go-Live milestone in October 2017. The design-phase tasks are complete, and the configuration / testing of the Maximo software is now underway. Staff will update the Board on completed, pending, and future tasks, and provide an overview of design-phase findings.

BACKGROUND:

In January 2015, a phased approach was adopted for the implementation of the EAM program (shown in Table 1 below). This approach expedites the development of a maintenance platform for major IRWD facilities (e.g., treatment plants, pump stations, wells, etc.) before the focus of the program shifts to other types of District assets such as pipelines, buildings, and vehicles.

Phase 1 of the program included pre-implementation activities such as asset inventory database development, business process refinement, and asset criticality analysis. In August 2016, staff issued a Request for Proposal for software implementation services. In November 2016, the Board approved the procurement of Maximo software licenses and authorized agreements with Total Resources Management (TRM) to lead the first implementation milestone through completion (i.e., “Part 1: Work and Asset Management”). The overall goal of this milestone is to replace the District’s current computerized maintenance management system (Tabware) with the new Maximo system. Part 1 was initiated in mid-December 2016, with first and second Go-Live targets set for October 2017 and March 2018, respectively.

Table 1: EAM Program Phases and Milestones

EAM Program Milestones	Target Completion	Current Status
<i>Phase 1: Pre-Implementation</i>		
Asset Identification/ Inventory	August 2016	Complete
EAM Software Selection	May 2016	Complete
Implementer Selection Process	October 2016	Complete
<i>Phase 2: Implementation</i>		
EAM Software Procurement	December 2016	Complete
Part 1: Work & Asset Management Go Live	October 2017	Pending
Part 2: Mobile Solutions & GIS	Future	-
Part 3: Info. Services, Fleet, Facility Assets	Future	-

TRM initiated the Part 1 scope with organizational research and project planning activities, followed by multiple training sessions for IRWD subject matter experts (SMEs). The SMEs were then participated in design workshops that extended through May 2017. Workshop participants were asked to design a system that would:

- Establish efficient business processes;
- Promote consistency in work and asset management practices;
- Enable a mobile solution for field work order tracking;
- Enable actionable analytics and reporting; and
- Integrate Maximo with other core systems.

The workshops allowed TRM to evaluate IRWD’s businesses processes, review its asset systems, document the software requirements, and recommend corresponding solutions for the new maintenance platform. Subsequently, TRM produced 20 reports, which together formed a blueprint for IRWD’s EAM Program. The reports included process flow diagrams, system architecture recommendations, testing/training plans, implementation strategies, a change management plan, and a matrix identifying over 250 implementation requirements (a set of requests, decisions, and activities for the Project).

In June 2016, the implementation process underwent a transition from “design” to “execution”. The team’s efforts shifted from data gathering and evaluation to software configuration, data loading, and system testing. Configuration and testing activities are scheduled to continue through September. Training sessions for staff will follow in October.

The October 2017 Go-Live milestone will mark the first time staff will utilize the new Maximo system. This will enable staff to initiate, assign, and complete work orders. Labor reporting in Maximo will be automatically transferred to Oracle time cards. A second Go-Live is scheduled for March 2018 and will include additional integration points with Oracle’s purchasing / warehouse modules. This integration will support material reservations, enable work order planning/scheduling, and allow Maximo to capture the cost of goods and services on work orders. Both Go-Live targets will apply to over 28,000 assets located within vertical facilities, which include treatment plants, pump stations, lift stations, wells, reservoirs, interties, and valve stations. Horizontal and other types of assets will be incorporated into Maximo with the next milestones (Part 2 and Part 3).

FISCAL IMPACTS:

Projects 03566 and 03567 are included in the FY 2017-18 Capital Budget.

Project No.	Current Budget	Addition <Reduction>	Total Budget
03566	\$2,682,100	\$-0-	\$2,682,100
03567	\$2,682,100	\$-0-	\$2,682,100
Total	\$5,364,200	\$-0-	\$5,364,200

ENVIRONMENTAL COMPLIANCE:

This activity is not subject to the California Environmental Quality Act (CEQA) as authorized under the California Code of Regulations, Title 14, Chapter 3, Section 15060 (c)(2) Preliminary Review. An activity is not subject to CEQA if the activity will not result in a direct reasonably foreseeable indirect physical change to the environment.

COMMITTEE STATUS:

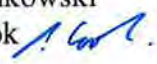
This item was reviewed by the Engineering and Operations Committee on August 15, 2017.

RECOMMENDATION:

RECEIVE AND FILE.

LIST OF EXHIBITS:

None.

August 28, 2017
Prepared and
Submitted by: L. Bonkowski
Approved by: P. Cook 

CONSENT CALENDAR

RATIFY/APPROVE BOARD OF DIRECTORS' ATTENDANCE AT MEETINGS AND EVENTS

SUMMARY:

Pursuant to Resolution 2006-29 adopted on August 28, 2006, approval of attendance of the following events and meetings are required by the Board of Directors.

Events/Meetings

Steven LaMar

August 23	State Water Resources Control Board Water Briefing, OCWD
August 30	OC Forum, Irvine
September 8	ACWA Regions 3 & 4 Event, Auburn
September 11	ACWA Nominations Committee, Sacramento
September 14	ACWA Federal Affairs Committee Meeting, Sacramento
September 28-29	ACWA Budget Workshop & Board Meeting, Sacramento
October 6	ACWA Regions 9 and 10 Event, Corona

Mary Aileen Matheis

August 11	Tour of Water Replenishment District Expansion
August 30	OC Forum, Irvine
September 7	ACC-OC Public Safety Forum, Irvine
September 21	Orange County Coastkeeper's 2017 Toast the Coast, Irvine

Douglas Reinhart

July 3	Monthly Discussion of District Activities with the General Manager
July 18	Tour of MWRP for City of Newport Beach
August 23	State Water Resources Control Board Water Briefing, OCWD

Peer Swan

July 3	Monthly Discussion of District Activities with the General Manager
August 24	Recycled Water Options discussion with the General Manager and staff
August 30	OC Forum, Irvine
September 7	City of Newport Beach Water Quality/Coastal Tidelands Comm. Meeting

John Withers

September 21	Orange County Coastkeeper's 2017 Toast the Coast, Irvine
--------------	--

RECOMMENDATION:

THAT THE BOARD RATIFY/APPROVE THE MEETINGS AND EVENTS FOR STEVEN LAMAR, MAI AILEEN MATHEIS, JOHN WITHERS, PEER SWAN, AND DOUGLAS REINHART AS DESCRIBED.

LIST OF EXHIBITS:

None.

August 28, 2017

Prepared and

Submitted by: L. Bonkowski

Approved by: P. Cook



CONSENT CALENDAR

MINUTES OF BOARD MEETING

SUMMARY:

Provided are the minutes of the August 14, 2017 Board Meeting for approval.

FISCAL IMPACTS:

None.

ENVIRONMENTAL COMPLIANCE:

Not applicable.

COMMITTEE STATUS:

Not applicable.

RECOMMENDATION:

THAT THE MINUTES OF THE AUGUST 14, 2017 BOARD MEETING BE APPROVED AS PRESENTED.

LIST OF EXHIBITS:

Exhibit "A" – August 14, 2017 Minutes of Board Meeting

EXHIBIT "A"

MINUTES OF REGULAR MEETING – AUGUST 14, 2017

The regular meeting of the Board of Directors of the Irvine Ranch Water District (IRWD) was called to order at 5:00 p.m. by Vice President Swan on August 14, 2017 in the District office, 15600 Sand Canyon Avenue, Irvine, California.

Directors Present: Swan, Matheis, LaMar, Reinhart (via teleconference call) and Withers.

Directors Absent: None.

Also Present: General Manager Cook, Executive Director of Water Policy Weghorst, Executive Director of Operations Shields, Executive Director of Engineering and Water Quality Burton, Executive Director of Finance and Administration Clary, Director of Treasury and Risk Management Jacobson, Director of Administrative Services Mossbarger, Director of Water Resources Sanchez, Director of Recycling Operations Zepeda, Director of Public Affairs Beeman, Director of Human Resources Roney, Legal Counsel Smith, Secretary Bonkowski, Assistant Secretary Swan, Principle Engineer Akiyoshi, Principle Engineer Cortez, Asset System Manager Meserlian, Government Relations Officer Compton, Customer Service Manager Cotton, Ms. Kellie Welch, Mr. Dean Kirk, Mr. John Fabris, Mr. Bruce Newell, Mr. Kevin Walsh, Mr. Mike Sukle, Ms. Devin Cowan, and Mr. Dan Schultz, Ms. Devin Cowan, Mr. Jose Prado, Ms. Lorraine McKinley, Ms. Jeanette Shelly, and members of the public including homeowners in the Village Glen Maintenance Association in Woodbridge, Irvine.

WRITTEN COMMUNICATIONS: None.

ORAL COMMUNICATIONS

Mr. Jose Prado, President and residents in the Village Glen Homeowners' Association, conveyed to the Board communications with staff relative to the District's easement for water and service lines to their homes located underneath the associations carport structures which are now in disrepair and require reconstruction over said easement. Following additional oral communications to the Board from Ms. Jeanette Shelly, Mr. Kevin Walsh, and Ms. Lorraine McKinley, also residents of the Village Glen Homeowners' Association, Vice President Swan formed a subcommittee of himself and Director Matheis to confer with staff on this issue on Friday.

ITEMS TOO LATE TO BE AGENDIZED: None.

CONSENT CALENDAR

On MOTION by Matheis and unanimously carried, on a roll call vote (5-0) (Swan, Matheis, Withers, LaMar and Reinhart voting aye), CONSENT CALENDAR ITEMS 3 THROUGH 8 WERE APPROVED AS FOLLOWS:

CONSENT CALENDAR (CONTINUED)

3. RATIFY/APPROVE BOARD OF DIRECTORS' ATTENDANCE AT MEETINGS AND EVENTS

Recommendation: That the Board ratify/approve the meetings and events for Steven LaMar, Mary Aileen Matheis, Peer Swan, Douglas Reinhart and John Withers, as described.

4. MINUTES OF REGULAR BOARD MEETING

Recommendation: That the minutes of the July 24, 2017 Regular Board Meeting be approved as presented.

5. BAKER WATER TREATMENT PLANT RETENTION REDUCTION

Recommendation: That the Board authorize the reduction of retention from 10% to 1% of the contract amount for the Baker Water Treatment Plant, Project 05027.

6. 2018 MEDICAL INSURANCE COVERAGE RENEWAL

Recommendation: That the Board authorize the continuance of the District's health insurance coverage with CalPERS for the calendar year 2018 with the changes in District and Employee Contribution Rates as outlined in the Exhibit.

7. DENTAL AND VISION INSURANCE COVERAGE FOR CALENDAR YEAR 2018

That the Board authorize the General Manager to extend the contract with ACWA/JPIA for Delta Dental DPO Plan A with child and adult orthodontic coverage; and to accept the EyeMed proposal for vision insurance coverage with no premium rate increase, and a four-year rate guarantee through December 31, 2021.

8. 2017 LEGISLATIVE AND REGULATORY UPDATE

Recommendation: Receive and file.

ACTION CALENDAR

IMPLEMENTATION OF WATER USE EFFICIENCY OUTREACH CAMPAIGN

Director of Public Affairs Beeman reported that recent customer focus group results indicate that IRWD's outreach efforts would benefit from an updated water use efficiency messaging strategy that would be sustainable during both drought and non-drought periods. Ms. Beeman said that in July 2016, the Board approved a Professional Services Agreement with Sukle Advertising & Design to develop a new creative outreach plan that communicates the value of water, sustains current levels of water savings and seeks additional permanent water savings among customer groups that have been traditionally difficult to reach.

Using a PowerPoint presentation, Sukle Advertising and Design staff outlined a campaign for the District which will include a media launch in October 2017 with the goal of combatting outdoor water usage during the fall season. The presentation reviewed the audience and message strategy, 2017/18 campaign ideas, production considerations and media recommendations.

Director Matheis reported that this item was reviewed by the Water Resources Policy and Communications Committee and she was impressed with Sukle's proposed campaign which is focused and anticipates it will have a positive impact on the District's customers. Director LaMar said that he was initially hesitant to expend funds, but following the presentation believes it is very clever campaign. Director Swan raised a number of concerns regarding the campaign which Director Matheis said that staff will address. Additionally, she advised Director Swan that the campaign will be reviewed by the Committee for a final review. Following discussion, on MOTION by Matheis and carried, on a roll call vote (4-1) (Matheis, Withers, LaMar and Reinhart voting aye and Swan voting no), **THE BOARD AUTHORIZED THE GENERAL MANAGER TO EXECUTE A PROFESSIONAL SERVICES AGREEMENT WITH SUKLE ADVERTISING & DESIGN IN THE AMOUNT OF \$1,136,100 TO IMPLEMENT A NEW WATER USE EFFICIENCY OUTREACH CAMPAIGN.**

AMENDED WATER SUPPLY ASSESSMENT FOR PLANNING AREAS 40 AND 12 GENERAL PLAN AMENDMENT AND ZONE CHANGE PROJECT

The City is proposing a project that involves a General Plan Amendment and zone change for portions of Planning Area 40 and 12. The proposed Project revises these areas to include a net increase of 1,343 dwelling units and a net decrease of 1.5 msf of mixed use, industrial and commercial use. An Amended Water Supply Assessment (WSA) has been completed in response to the City's request related to the revised project. Estimates show a net decrease of 178 acre-feet per year (AFY) in potable water demands and a net decrease of 4 AFY of non-potable demand associated with the revised land use changes. On MOTION by LaMar, seconded and unanimously carried on a roll call vote (5-0) (Matheis, Withers, LaMar, Swan and Reinhart voting aye), **THE BOARD APPROVED THE AMENDED WATER SUPPLY ASSESSMENT FOR PLANNING AREAS 40 AND 12 GENERAL PLAN AMENDMENT AND ZONE CHANGE PROJECT.**

MICHELSON WATER RECYCLING PLANT FILTER PUMP STATION 2 HEADER REPLACEMENT CONSTRUCTION AWARD

Executive Director of Engineering and Water Quality Burton reported that due to age and corrosive soil conditions, the Michelson Water Recycling Plant (MWRP) Filter Pump Station 2 (FPS2) discharge header pipe has deteriorated and requires replacement. The pump station discharge piping includes 24-inch diameter cement mortar lined and coated steel pipes from each of the four pumps joining a 36-inch diameter discharge header pipeline that is encased in concrete. Mr. Burton said that the District has pre-purchased six butterfly valves and the 36-inch magnetic flow meter to expedite the construction of this project.

Mr. Burton said that the project was advertised to a select list of 15 mechanical contractors on June 28, 2017. He said that the bid opening was held on July 27, 2017, with bids received from Olsson Construction, Pacific Hydrotech, PCL Construction, and Schuler Constructors. The

apparent low bidder is Norman A. Olsson Construction with a bid of \$1,175,978; the engineer's estimate was \$1,472,000.

On MOTION by Withers, seconded and unanimously carried on a roll call vote (5-0) (Matheis, Withers, LaMar, Swan and Reinhart voting aye, THE BOARD AUTHORIZED A BUDGET INCREASE IN THE AMOUNT OF \$370,400, FROM \$1,144,800 TO \$1,515,200, FOR PROJECT 07009; AND AUTHORIZED THE GENERAL MANAGER TO EXECUTE A CONSTRUCTION CONTRACT WITH NORMAN A. OLSSON CONSTRUCTION IN THE AMOUNT OF \$1,175,978 FOR THE MICHELSON WATER RECYCLING PLANT FILTER PUMP STATION 2 HEADER REPLACEMENT, PROJECT 07009.

OFFSITE PIPELINES FOR THE IRVINE LAKE PIPELINE NORTH CONVERSION CONSULTANT SELECTIONS AND CONSTRUCTION AWARD

Executive Director of Engineering and Water Quality Burton reported that the Irvine Lake Pipeline (ILP) North Conversion project is part of the District's strategic plan to increase recycled water usage and reduce reliance on imported water supplies by converting a significant portion of the ILP from untreated water to recycled water. The conversion project will convert the Rattlesnake Reach of the ILP, which is located between Rattlesnake Reservoir and the Zone C+ reservoir, from untreated water to recycled water. The conversion project includes constructing a new 2.4 million gallon buried concrete Zone C+ reservoir, various modifications at the Rattlesnake Reservoir Complex, and the offsite pipelines necessary to connect the reservoir to the ILP.

To streamline the design and construction of the ILP North Conversion Project, staff divided the project into two components: 1) the Santiago Hills Zone C+ Reservoir and Rattlesnake Reservoir Complex Improvements Project, and 2) the Offsite Pipelines for the ILP North Conversion Project. The construction of the two projects will progress simultaneously to meet the estimated project completion milestone of fall 2018.

Mr. Burton said that staff received proposals from Converse Consultants, LGC Geotechnical, Inc., Ninyo & Moore, and NMG Geotechnical, Inc. to provide construction phase soils and materials testing. Staff recommends that the Board authorize the General Manager to execute a Professional Services Agreement, with NMG Geotechnical for construction phase geotechnical services. He said that staff requested MBI to submit a proposal for engineering support services during construction, who is the engineer of record for the design of this project. He said that staff reviewed MBI's scope of work and fee and recommends that the Board execute a Professional Services Agreement with MBI.

Mr. Burton said that the project was advertised for construction on June 7, 2017 to a select list of 15 contractors and that eight bids were received. He said that Artukovich & Son, Inc. (Artukovich) was the apparent low bidder with a bid amount of \$6,300,000. He said that on August 1, 2017, Artukovich submitted a formal written request to withdraw its bid citing a material clerical error made in the computation of its bid. Staff conferred with legal counsel, and legal counsel confirmed that under Public Contract Code § 5100, et seq., if a bidder discovers a mistake in its bid submitted to a state or local public entity, it may obtain relief and withdraw the bid either with the consent of the awarding entity or by an action to recover the bid bond in court. The mistake must be material and resulting from a typographical, arithmetical, or other clerical errors, as opposed to an error in judgment or carelessness in inspecting the site of the work or in reading the plans and specifications. Additionally, the bidder must provide written notice of the

mistake within five work days after the opening of the bid, explaining the mistake in detail. Mr. Burton said that Artukovich's formal written request, which cites an approximate \$1.5 million dollar miscalculation in its bid price, complies with the Public Contract Code requirements for requesting withdrawal of its bid. He said that staff and legal counsel have reviewed Artukovich's written request to withdraw its bid and concur that a material clerical error was made in the preparation of its bid. As afforded by the Public Contract Code, staff recommends that the Board acknowledge the material clerical error made in the computation of its bid, accept Artukovich's formal written request to withdraw its bid, and return the bid bond to Artukovich. He said that the next lowest bidder is CCL Contracting, Inc. (CCL), who submitted a bid in the amount of \$8,337,193.50. He further said that staff reviewed CCL's bid and has determined that it is responsive.

Director LaMar said that the Engineering and Operations Committee reviewed the consultant selection items on July 18, 2017, and concur with the staff recommendation. On MOTION by LaMar, seconded and unanimously carried on a roll call vote (5-0) (Matheis, Withers, LaMar, Swan and Reinhart voting aye), **THE BOARD AUTHORIZED THE GENERAL MANAGER TO EXECUTE A PROFESSIONAL SERVICES AGREEMENT IN THE AMOUNT OF \$152,743, WITH NMG GEOTECHNICAL FOR GEOTECHNICAL SERVICES DURING CONSTRUCTION; AUTHORIZED THE GENERAL MANAGER TO EXECUTE A PROFESSIONAL SERVICES AGREEMENT IN THE AMOUNT OF \$136,050 WITH MICHAEL BAKER INTERNATIONAL FOR ENGINEERING SUPPORT SERVICES DURING CONSTRUCTION; ACKNOWLEDGED THE MATERIAL CLERICAL ERROR MADE IN THE COMPUTATION OF ARTUKOVICH & SON, INC.'S BID, ACCEPTED ARTUKOVICH & SON, INC.'S FORMAL WRITTEN REQUEST TO WITHDRAW ITS BID, AND RETURNED THE BID BOND TO ARTUKOVICH & SON, INC; AND AUTHORIZED THE GENERAL MANAGER TO EXECUTE A CONSTRUCTION CONTRACT WITH CCL CONTRACTING, INC., IN THE AMOUNT OF \$8,337,193.50, FOR THE OFFSITE PIPELINES FOR THE IRVINE LAKE PIPELINE NORTH CONVERSION, PROJECT 05823.**

UTILITY BILL PRINTING, MAILING, AND ELECTRONIC BILL PRESENTMENT SERVICES CONTRACT AWARD

Customer Service Manager Cotton reported that revisions to the customer bills began in April 2016 with feedback solicited from customers through focus group sessions. She said that the current costs to print and mail bills, correspondence, and notifications are approximately \$207,000 annually. She said that staff determined that IRWD will receive the following benefits from using a service provider: 1) Provide customer with a PDF image of a bill instead of a rendered image; 2) Ability to send customer a secure link to display the bill from the e-mail message versus the customer currently having to log into a web portal; 3) Flexibility to print selective messaging on bill, envelope, and in newsletter; 4) Flexibility and reduced cost when making future changes to bill formats; 5) Reduced lead time and ability to make changes to the newsletter content mid-month; 6) Cost savings from redeployment of 0.75 FTE; 7) Cost savings from termination of equipment leases and maintenance; 8) Cost savings by printing customer bills on standard paper (no pre-printed forms); 9) Cost savings by using standard window envelopes; 10) Cost savings by printing newsletter in-line with the customer bill on standard paper; and 11) Cost savings by utilizing the National Change of Address for returned mail.

Ms. Cotton reported that staff issued a Request for Proposal for utility bill printing, mailing, and electronic bill presentment (eBill) services to six firms, and received responses from five. Ms. Cotton said that based on a thorough evaluation of the proposals, staff recommends that the Board authorize the General Manager to execute a three-year contract for the services with InfoSend, Inc. effective August 15, 2017.

On MOTION by Swan, seconded and unanimously carried on a roll call vote (5-0) (Matheis, Withers, LaMar, Swan and Reinhart voting aye), THE BOARD AUTHORIZED THE GENERAL MANAGER TO EXECUTE A THREE-YEAR CONTRACT FOR UTILITY BILL PRINTING, MAILING, AND ELECTRONIC BILL PRESENTMENT SERVICES WITH INFOSEND, INC. EFFECTIVE AUGUST 15, 2017 TOTALING APPROXIMATELY \$477,000.

GENERAL MANAGER'S REPORT

General Manager Cook reported that the Proposition 1 Water Storage Project application was submitted to the California Water Commission last week, and thanked staff for its efforts.

DIRECTORS' COMMENTS

Director Matheis reported on her attendance at the Southern California Water Committee where General Manager Cook was the featured speaker, an ISDOC Executive Committee meeting, a South Orange County Watershed meeting, an Orange County Great Park's Sports Park Grand Opening, and a tour of the Water Replenishment District expansion, Phase III.

Director Withers complimented staff for its efforts on resolving an outstanding invoice with the Orange County Sanitation District.

Director LaMar reported on his attendance at an ACWA Board meeting in Sacramento, an ACWA Region meeting at Marin Municipal Water District, and a National Water Resources Association Water Seminar in Albuquerque, New Mexico.

Director Reinhart reported that he attended a Southern California Water Committee Quarterly lunch meeting, a SOCWA Board meeting, and a WACO monthly meeting.

Director Swan reported on his attendance at OCWD Board and Committee meetings, a MWDOC/OCWD Joint Planning Committee meeting, a Water Reliability One Water One Watershed meeting, various Newport Chamber of Commerce meetings, a WACO meeting, and a tour of IRWD and discussion of water issues with a Newport Beach Harbor Commissioner.

CLOSED SESSION

Vice President Swan provided language for the Closed Session item to be held this evening. Director Withers said he continues to recuse himself from participation as his firm has/had a business relationship with several of the bidders. He left the Board room at 7:15 p.m.

Conference with Real Property Negotiator (Government Code Section 54956.8)
Property: Biscayne Bay Drive, Lake Forest, CA
Negotiating Parties: Multiple
Agency Negotiator: Paul Cook, General Manager
Purpose of Negotiations: Price and Terms of Purchase

OPEN SESSION

Following the Closed Session, the meeting was reconvened with Directors Swan, LaMar, Reinhart and Matheis present. Vice President Swan said there was no action to report.

ADJOURNMENT

There being no further business, Vice President Swan adjourned the meeting.

APPROVED and SIGNED this 28th day of August, 2017.

President, IRVINE RANCH WATER DISTRICT

Secretary IRVINE RANCH WATER DISTRICT

APPROVED AS TO FORM:

Alfred Smith, Legal Counsel – Nossaman LLP

August 28, 2017
Prepared by: J. Smyth/M. Cortez
Submitted by: K. Burton *KLB*
Approved by: Paul A. Cook *Paul A. Cook*

CONSENT CALENDAR

OPERATIONS CENTER PERMANENT BACKUP GENERATOR
FINAL ACCEPTANCE

SUMMARY:

The Operations Center Permanent Backup Generator project is complete. The District's contractor, Johnson-Peltier, has completed the required work and all punch list items. The project has received final inspection and acceptance of construction is recommended.

BACKGROUND:

To comply with the California Air Resources Board's Portable Diesel Engine Air Toxics Control Measure, the Operations Center Permanent Backup Generator project replaced an existing 600-kilowatt (kW) trailer-mounted backup diesel generator that is utilized for the Operations Center with a permanent 750 kW backup diesel generator and automatic transfer switch.

Staff completed the design in May 2016. Johnson-Peltier was awarded the construction contract on June 30, 2016 and completed construction and commissioning of the generator on August 18, 2017. The delay in completing the work within the original contract time can be attributed to a late start due to numerous submittal corrections followed by manufacturing delays of several months. Additional time was also required to procure and install a custom pull box.

Project Title:	Operations Center Permanent Backup Generator Project
Project No.:	06167
Design Engineer:	Brown and Caldwell
Construction Management by:	IRWD Staff
Contractor:	Johnson-Peltier
Original Contract Cost:	\$955,225.00
Final Contract Cost:	\$1,001,245.70
Original Contract Days:	220
Final Contract Days:	415
Final Change Order Approved on:	August 16, 2017

FISCAL IMPACTS:

Project 06167 is included in the FY 2017-18 Capital Budget. The existing budget is sufficient to fund the final payment for the project.

ENVIRONMENTAL COMPLIANCE:

This project is exempt from the California Environmental Quality Act (CEQA) and in conformance with California Code of Regulations Title 14, Chapter 3, Sections 15301 and 15302. Section 15301 provides exemption for minor alterations of existing structures, facilities, mechanical equipment, or topographical features, involving negligible or no expansion of use beyond that existing at the time of the lead agency's determination. Section 15302 provides exemption for replacement or reconstruction of existing structures and facilities where the new structure will be located on the same site as the structure replaced and will have substantially the same purpose and capacity as the structure replaced. A Notice of Exemption for the project was filed with the County of Orange on April 13, 2016.

COMMITTEE STATUS:

This item was not reviewed by a Committee.

RECOMMENDATION:

THAT THE BOARD ACCEPT CONSTRUCTION OF THE OPERATIONS CENTER PERMANENT BACKUP GENERATOR, PROJECT 06167, AUTHORIZE THE GENERAL MANAGER TO FILE A NOTICE OF COMPLETION; AND AUTHORIZE THE PAYMENT OF THE RETENTION 35 DAYS AFTER THE DATE OF RECORDING THE NOTICE OF COMPLETION.

LIST OF EXHIBITS:

None.

August 28, 2017

Prepared by: J. Smyth/M. Cortez

Submitted by: K. Burton *KLB*

Approved by: Paul A. Cook *[Signature]*

CONSENT CALENDAR

MAIN STREET DIVERSION STRUCTURE REHABILITATION
FINAL ACCEPTANCE

SUMMARY:

The Main Street Diversion Structure Rehabilitation project is complete. The District's contractor, Pacific Hydrotech, has completed the required work and all punch list items. The project has received final inspection and acceptance of construction is recommended.

BACKGROUND:

Due to differential settling, the Main Street Diversion building began to lean over time causing issues with the slide gate shaft. The Main Street Diversion Structure Rehabilitation project leveled the subsiding building by installing micropiles and grade beams, raising the building with jacks, then securing the building's corrected position with dowels that tied the building slab to the new grade beams. The void space under the slab was filled with grout. Other improvements included the replacement of the slide gate motor operator, telemetry upgrades, and replacement of the vault lid with a sealed unit to reduce odors. Pacific Hydrotech was awarded the construction contract on September 28, 2016 and completed construction on August 3, 2017.

Additional work and contract time were required due to encountering a substantial unknown subsurface void space beneath the building. The void space caused the structure to re-subside and the contractor performed additional work to re-level the building, bore exploratory holes, fill the void with concrete slurry and install micropiles. Additional contract time was required to adjust the original design to suit the unforeseen condition and perform the additional work.

Project Title:	Main Street Diversion Structure Rehabilitation
Project No.:	05174
Design Engineer:	RMS Engineering and Design, Inc.
Construction Management by:	IRWD Staff
Contractor:	Pacific Hydrotech
Original Contract Cost:	\$341,500.00
Final Contract Cost:	\$435,247.49
Original Contract Days:	180
Final Contract Days:	309
Final Change Order Approved On:	August 9, 2017

FISCAL IMPACTS:

Project 05174 is included in the FY 2017-18 Capital Budget. The existing budget is sufficient to fund the final payment for the project.

ENVIRONMENTAL COMPLIANCE:

This project is exempt from the California Environmental Quality Act (CEQA) and in conformance with California Code of Regulations Title 14, Chapter 3, 15301. Section 15301 provides exemption for minor alterations of existing structures, facilities, mechanical equipment, or topographical features, involving negligible or no expansion of use beyond that existing at the time of the lead agency's determination. A Notice of Exemption for the project was filed with the County of Orange on August 7, 2015.

COMMITTEE STATUS:

This item was not reviewed by a Committee.

RECOMMENDATION:

THAT THE BOARD ACCEPT CONSTRUCTION OF THE MAIN STREET DIVERSION STRUCTURE REHABILITATION, PROJECT 05174; AUTHORIZE THE GENERAL MANAGER TO FILE A NOTICE OF COMPLETION; AND AUTHORIZE THE PAYMENT OF THE RETENTION 35 DAYS AFTER THE DATE OF RECORDING THE NOTICE OF COMPLETION.

LIST OF EXHIBITS:

None.

August 28, 2017

Prepared by: T. Bonkowski/M. Cortez

Submitted by: K. Burton *(KLB)*

Approved by: Paul A. Cook *(P. Cook)*

CONSENT CALENDAR

LAKE FOREST ZONE A RESERVOIR DEMOLITION FINAL ACCEPTANCE

SUMMARY:

The Lake Forest Zone A Reservoir Demolition project is complete. The District's contractor, SoCal Removal, has completed the required work and all punch list items. The project has received final inspection and acceptance of construction is recommended.

BACKGROUND:

There were two two-million-gallon welded steel recycled water reservoirs adjacent to the Baker Water Treatment Plant. As part of the Serrano Summit Development in Lake Forest, this project demolished the older, westernmost reservoir to make room for a proposed retention basin. The scope of work included the removal of the tank and foundation, asphalt paving, storage areas for gravel and fill material, miscellaneous at-grade piping, and a segment of the existing asbestos cement pipeline connecting the two steel tanks. SoCal Removal was awarded a construction contract on November 17, 2016 and completed construction on August 2, 2017.

This was SoCal Removal's first project for the District. The delay in completing the work within the original contract time can be attributed to its inexperience in complying with the District's contractual requirements, which included: 1) failure to provide the required contractor's insurance coverages, 2) the absence of a lead and asbestos abatement plan or a competent individual who is certified in trenching and shoring, and 3) not submitting the required notifications to the Air Quality Management District and Cal-OSHA in a timely manner. With much effort, SoCal Removal eventually met all District requirements. Additional project delays were due to encountering differing site conditions during construction. The tank foundation was approximately five feet deeper than shown on the record drawings, and asbestos on the tank's buried walls and an unknown four-inch transite pipeline under the tank's foundation were discovered, both of which required asbestos abatement.

Project Title:	Lake Forest Zone A Reservoir Demolition
Project No.:	07094
Design Engineer:	JIG Consultants
Construction Management by:	IRWD Staff
Contractor:	SoCal Removal
Original Contract Cost:	\$123,937.60
Final Contract Cost:	\$176,052.89
Original Contract Days:	80
Final Contract Days:	258
Final Change Order Approved On:	August 9, 2017

FISCAL IMPACTS:

Project 07094 is included in the FY 2017-18 Capital Budget. The existing budget and Expenditure Authorization are sufficient to fund the final payment for the project.

ENVIRONMENTAL COMPLIANCE:

This project is subject to the California Environmental Quality Act (CEQA) and an Environmental Impact Report (EIR) was prepared in conformance with California Code of Regulations Title 14, Chapter 3, Article 7. The Final EIR was certified and adopted by the Board in April 26, 2011. Addenda No. 1 and No. 2 to the EIR were prepared in accordance with Section 15164 of the CEQA Guidelines and were approved by the Board on March 15, 2012 and March 12, 2013, respectively.

COMMITTEE STATUS:

This item was not reviewed by a Committee.

RECOMMENDATION:

THAT THE BOARD ACCEPT CONSTRUCTION OF THE LAKE FOREST ZONE A RESERVOIR DEMOLITION, PROJECT 07094; AUTHORIZE THE FILING OF A NOTICE OF COMPLETION; AND AUTHORIZE THE PAYMENT OF THE RETENTION 35 DAYS AFTER THE DATE OF RECORDING THE NOTICE OF COMPLETION.

LIST OF EXHIBITS:

None.

August 28, 2017

Prepared by: B. Rios/K. Lew

Submitted by: K. Burton *KLR*

Approved by: Paul A. Cook *PA*

CONSENT CALENDAR

TUSTIN LEGACY CAPITAL FACILITIES

SUMMARY:

The City of Tustin (City) is proceeding with construction of Victory Road, Moffett Drive Bridge and Flight Drive in the Tustin Legacy development, which includes the construction of streets, storm drains, domestic water, sewer, and recycled water improvements. As part of the project, the City will construct IRWD capital domestic and recycled facilities under an existing Reimbursement Agreement. Staff recommends that the Board:

- Authorize the General Manager to accept the City's construction contract with KEC Engineering in the amount of \$263,804 for the Victory Road Recycled Water Improvements;
- Authorize the General Manager to accept the City's construction contract with USS Cal Builders, Inc. in the amount of \$332,594.28 for the Moffett Drive Bridge Domestic and Recycled Water Improvements;
- Authorize the General Manager to accept the City's construction contract with Bali Construction, Inc. in the amount of \$187,348 for the Flight Drive Recycled Water Improvements; and
- Authorize a budget increase for Project 07163 in the amount of \$200,000, from \$162,800 to \$362,800, for the construction of recycled water pipelines within Victory Road.

BACKGROUND:

The City of Tustin is moving forward with construction of Victory Road, Moffett Drive Bridge and Flight Drive in the Tustin Legacy development. The Tustin Legacy development is bound by Edinger Avenue to the northeast, Red Hill Avenue to the northwest, Barranca Parkway to the southwest, and Jamboree Road to the southeast. The Project Location Map is shown as Exhibit "A". The Victory Road improvements include installation of approximately 1,100 feet of 8-inch diameter recycled water pipeline. The Moffett Drive Bridge improvements include installation of approximately 265 feet of 12-inch diameter domestic pipeline and 270 feet of 16-inch diameter recycled water pipeline. The Flight Drive improvements include installation of approximately 1,300 feet of 6-inch recycled water pipeline. As part of this development, the City will construct IRWD's domestic and recycled water capital improvements. The required IRWD capital facilities are documented in the Tustin Legacy Sub-Area Master Plan Update as prepared by Michael Baker International dated March 2017.

The design and construction of the IRWD capital facilities for the Tustin Legacy development will be performed under the terms of an existing Reimbursement Agreement between IRWD and the City.

Victory Road Recycled Water Improvements:

The Victory Road Recycled Water Improvements consist of installing approximately 1,100 feet of 8-inch diameter recycled water pipeline within Victory Road from Armstrong Avenue to Red Hill Avenue. The City retained Hunsaker and Associates to prepare the Victory Road Recycled Water Improvement plans. The City received bids from two contractors for the construction of IRWD capital facilities. KEC Engineering was the lowest bidder for the overall project. A subsequent Change Order No. 3, included as a part of the construction concurrence package, was processed to correct the IRWD capital facility quantities from the bid set to the approved set. KEC's initial bid for the IRWD portion of the work was in the amount of \$619,714.00, and Change Order No. 3 corrected the amount to \$263,804.00, as shown in Exhibit "B". Staff has reviewed the construction bids and concurs with awarding the contract to KEC. In addition, the City has received consultant proposals for geotechnical observation and testing, and construction support services. Staff has reviewed the consultant proposals and found the amounts to be acceptable. Proposals for field archeological and paleontological monitoring were not necessary because those costs were included as a part of the previously approved improvements. Construction surveying services will be provided under a separate service agreement between IRWD and an on-call consultant. A summary of the Victory Road Improvement costs is shown below:

Design (Hunsaker)	\$ 10,298.00
Construction (KEC)	\$ 619,714.00
Change Order No. 3	\$ <355,910.00>
Geotechnical Services (NMG Geotechnical)	\$ 31,062.00
Construction Support (Hunsaker)	\$ 12,000.00
City of Tustin Administration Fee (4%)	<u>\$ 10,552.00</u>
	\$ 327,716.00

Moffett Drive Bridge Domestic and Recycled Water Improvements:

The Moffett Drive Bridge Improvements include installation of approximately 265 feet of 12-inch diameter domestic water pipeline and 270 feet of 16-inch diameter recycled water pipeline. The City retained Michael Baker International to prepare the Moffett Drive Bridge Domestic and Recycled Water Improvement plans and it received bids from seven contractors. USS Cal Builders, Inc. was the lowest bidder for the overall project. Its bid for the IRWD portion of the work was in the amount of \$332,594.28, the fifth lowest bid, as shown in Exhibit "C". Bids for IRWD's portion of the work ranged from \$245,400 to \$556,700. Staff has reviewed the construction bids and concurs with awarding the contract to USS Cal Builders, Inc. In addition, the City has received consultant proposals for geotechnical observation and testing, and construction support services. Staff has reviewed the consultant proposals and found the amounts to be acceptable. Proposals for field archeological and paleontological monitoring were not necessary because those costs were included as a part of the previously approved improvements and separate service agreement. Construction surveying services will be provided under a separate service agreement between IRWD and an on-call consultant. A summary of the Moffett Drive Bridge Improvement costs is shown below:

Design/Const. Support (Michael Baker, Intl.)	\$ 18,900.00
Construction (USS Cal Builders)	\$332,594.28
Geotechnical Services (NMG Geotechnical)	\$ 10,500.00
City of Tustin Administration Fee (4%)	<u>\$ 13,303.77</u>
	\$375,298.05

Flight Drive Recycled Water Improvements:

The Flight Drive Recycled Water Improvements include installation of approximately 1,300 feet of 6-inch diameter recycled water pipeline. The City retained Michael Baker International to prepare the Flight Drive Recycled Water Improvement plans and it received bids from three contractors. Bali Construction, Inc. was the lowest bidder for the overall project and its bid for the IRWD portion of the work was in the amount of \$187,348.00, as shown in Exhibit "D". Staff has reviewed the construction bids and concurs with awarding the contract to Bali Construction, Inc. In addition, the City has received consultant proposals for geotechnical observation and testing, and construction support services. Staff has reviewed the consultant proposals and found the amounts to be acceptable. Proposals for field archeological and paleontological monitoring were not necessary because those costs were included as a part of the previously approved improvements and separate service agreement. Construction surveying services will be provided under a separate service agreement between IRWD and an on-call consultant. A summary of the Flight Drive Improvement costs is shown below:

Design/Const. Support (Michael Baker, Intl.)	\$ 17,400.00
Construction (Bali Construction, Inc.)	\$187,348.00
Geotechnical Services (NMG Geotechnical)	\$ 40,000.00 (est.)
City of Tustin Administration Fee (4%)	<u>\$ 7,494.00</u>
	\$252,242.00 (est.)

FISCAL IMPACTS:

Projects 06765, 06766 and 07535 are included in the FY 2017-18 Capital Budget and have adequate budget. Project 07163 is included in the FY 2017-18 Capital Budget and requires a budget increase as shown in the table below.

Project No.	Current Budget	Addition <Reduction>	Total Budget
07163	\$ 162,800	\$ 200,000	\$ 362,800

ENVIRONMENTAL COMPLIANCE:

This project is subject to CEQA and is in conformance with the California Code of Regulations Title 14, Chapter 3, Article 7. A Joint Environmental Impact Statement/Environmental Impact Report was certified by the City of Tustin and the Department of the Navy on January 3, 2000 (SCH 1982040906).

COMMITTEE STATUS:

This item was reviewed by the Engineering and Operations Committee on August 15, 2017.

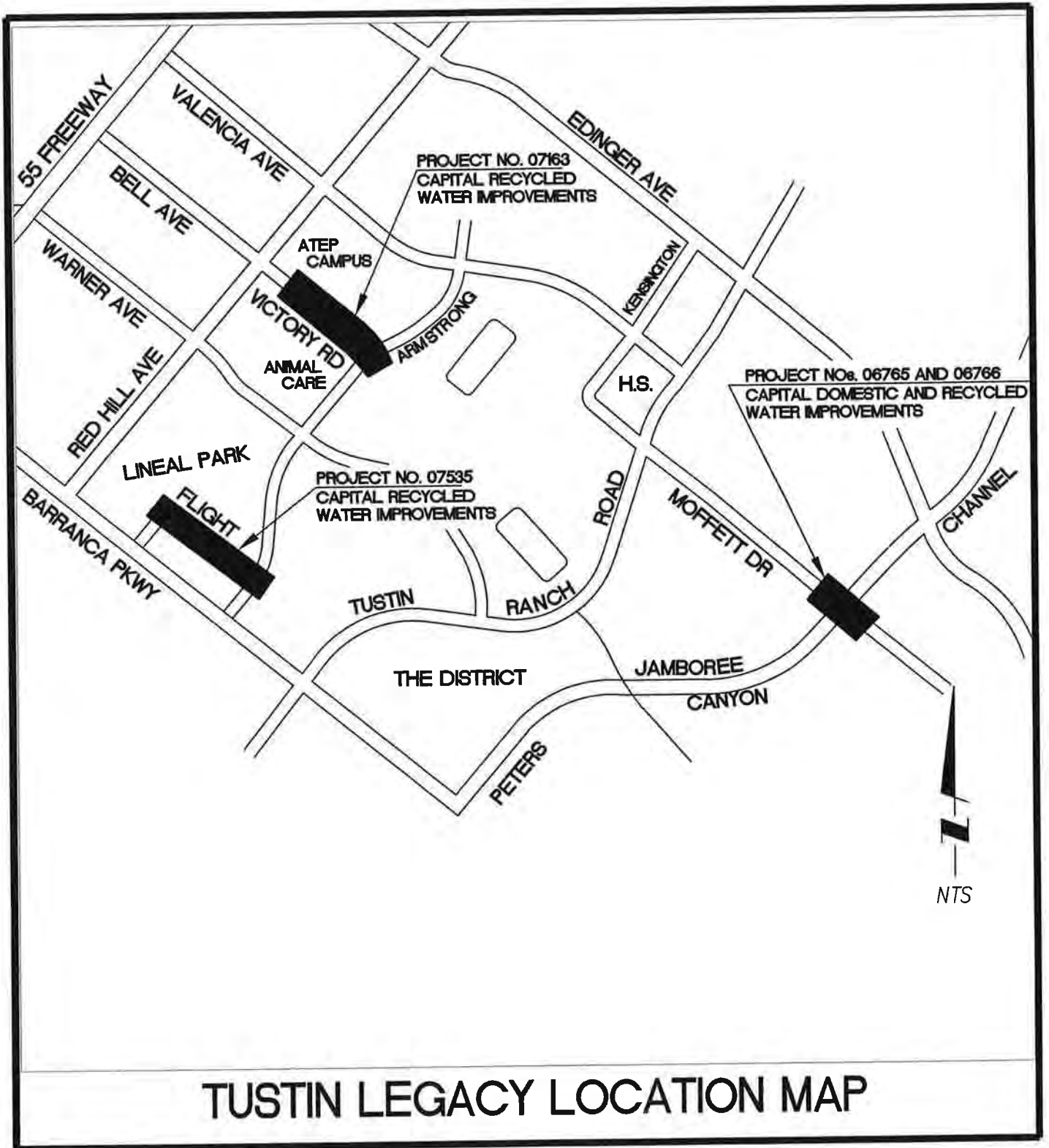
RECOMMENDATION:

THAT THE BOARD AUTHORIZE THE GENERAL MANAGER TO ACCEPT THE CITY OF TUSTIN'S CONSTRUCTION CONTRACT WITH KEC ENGINEERING IN THE AMOUNT OF \$263,804 FOR THE VICTORY ROAD RECYCLED WATER IMPROVEMENTS, PROJECT 07163; AUTHORIZE THE GENERAL MANAGER TO ACCEPT THE CITY'S CONSTRUCTION CONTRACT WITH USS CAL BUILDERS, INC. IN THE AMOUNT OF \$332,594.28 FOR THE MOFFETT DRIVE BRIDGE DOMESTIC AND RECYCLED WATER IMPROVEMENTS, PROJECTS 06765 AND 06766; AUTHORIZE THE GENERAL MANAGER TO ACCEPT THE CITY'S CONSTRUCTION CONTRACT WITH BALI CONSTRUCTION, INC. IN THE AMOUNT OF \$187,348 FOR THE FLIGHT DRIVE RECYCLED WATER IMPROVEMENTS, PROJECT 07535; AND AUTHORIZE A BUDGET INCREASE FOR PROJECT 07163 IN THE AMOUNT OF \$200,000, FROM \$162,800 TO \$362,800, FOR THE CONSTRUCTION OF RECYCLED WATER PIPELINES WITHIN VICTORY ROAD.

LIST OF EXHIBITS:

- Exhibit "A" – Location Map
- Exhibit "B" – Bid Summary, Victory Road Recycled Water Improvements
- Exhibit "C" – Bid Summary, Moffett Drive Bridge Domestic and Recycled Water Improvements
- Exhibit "D" – Bid Summary, Flight Drive Recycled Water Improvements

EXHIBIT "A"



TUSTIN LEGACY LOCATION MAP

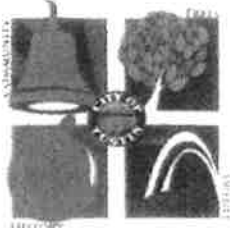
VICTORY ROAD EXTENSION ROADWAY CONSTRUCTION PROJECT									
CIP NO. 70221									
BID OPENING : 10.00 A.M., SEPTEMBER 13, 2016									
				KEC Engineering		Sukot Construction, LLC		AMPCO Contracting, Inc.	
				200 N. Sherman Ave.		4010 W. Chandler Ave.		1540 S. Lewis St.	
				Corona, CA 92882		Santa Ana, CA 92704		Anaheim, CA 92805	
				(951) 734-3010		(714) 540-5351		(949) 955-2255	
ITEM NO.	CONTRACT ITEM DESCRIPTION	ESTIMATED QUANTITY	UNIT	UNIT PRICE	TOTAL PRICE	UNIT PRICE	TOTAL PRICE	UNIT PRICE	TOTAL PRICE
35	Construct Junction Structure per SPPWC Std. Plan 331-3	1	EA	1,550.00	1,550.00	1,800.00	1,800.00	14,112.00	14,112.00
36	Install 24" RCP (see profile for D-Load) with Gasketed Joints	897	LF	120.00	107,640.00	136.00	121,992.00	149.00	133,653.00
37	Construct 24" CCFRPM with Vitton Type "F" Gasket , Bentonite Slurry	179	LF	385.00	68,915.00	500.00	89,500.00	473.00	84,667.00
38	Install 36" RCP (see profile for D-Load) with Gasketed Joints	72	LF	250.00	18,000.00	200.00	14,400.00	289.00	20,808.00
39	Install 48" RCP (see profile for D-Load) with Gasketed Joints	101	LF	295.00	29,795.00	255.00	25,755.00	-	-
40	Install 54" RCP (see profile for D-Load) with Gasketed Joints	517	LF	274.00	141,658.00	290.00	149,930.00	-	-
41	Construct 60" CCFRPM with Vitton Type "F" Gasket , Bentonite Slurry	291	LF	920.00	267,720.00	950.00	276,450.00	-	-
42	Construct Brick and Mortar Plug	5	EA	510.00	2,550.00	700.00	3,500.00	-	-
43	Remove Plug and Join Existing	1	EA	950.00	950.00	700.00	700.00	-	-
44	Construct Concrete Collar per OCPW Std. Plan 390-4, Bentonite Slurry	1	EA	5,000.00	5,000.00	1,400.00	1,400.00	-	-
45	Construct Catch Basin – Inlet Type OL per City of Tustin Std. No. 302.	3	EA	20,800.00	61,800.00	11,000.00	33,000.00	-	-
46	Construct Catch Basin – Inlet Type OL per City of Tustin Std. No. 302	6	EA	12,500.00	75,000.00	7,800.00	46,800.00	-	-
47	Install Vegetated Bio-Filtration Device – Modular Wetland System or Equal.	3	EA	60,000.00	180,000.00	39,500.00	118,500.00	-	-
48	Install Vegetated Bio-Filtration Device – Modular Wetland System or Equal	6	EA	40,000.00	240,000.00	31,800.00	190,800.00	-	-
Total for Storm Drain Improvements					1,264,278.00		1,127,427.00		321,784.00
<u>Street Improvements</u>									
49	Construct 0.20" Asphalt Rubber Hot Mix Surface Course (ARHM-GG-C-PG 64)	1,098	TON	88.00	96,624.00	90.00	98,820.00	99.00	108,702.00
50	Construct 0.50" Asphalt Concrete Base Course (Type III, BW-PG 64-10, 3/4")	2,860	TON	74.00	211,640.00	70.00	200,200.00	71.70	205,062.00
51	Construct 1.15' Untreated Base	8,820	TON	16.50	145,530.00	13.00	114,860.00	12.60	111,132.00
52	Construct 8" Curb and Gutter, Type "A-2" per City of Tustin Std. No. 201	3,450	LF	25.50	87,975.00	26.00	89,700.00	15.20	52,440.00
53	Construct Local Depression per City of Tustin Std. No. 304	9	EA	750.00	6,750.00	825.00	7,425.00	1,500.00	13,500.00
54	Construct Sidewalk Access Ramp per City of Tustin Std. No. 211	4	EA	4,000.00	16,000.00	3,800.00	15,200.00	6,650.00	26,600.00
55	Construct Driveway Access per City of Tustin Std. No. 210	3	EA	11,200.00	33,600.00	10,800.00	32,400.00	20,450.00	61,350.00
56	Saw-cut Existing Pavement	364	SF	4.30	1,565.20	2.25	819.00	5.00	1,820.00
57	Cold Mill 0.2' Min. Existing Pavement & Construct 0.2' Min. AC Overlay	1,818	SF	3.00	5,454.00	1.00	1,818.00	3.75	6,817.50
58	Remove Existing Pavement	2,751	SF	2.50	6,877.50	1.00	2,751.00	0.80	2,200.80
59	Construct Full Depth A. C.	390	TON	83.00	32,370.00	56.00	21,840.00	57.68	22,495.20
60	Construct Concrete Sidewalk, 4" Thick per City of Tustin Std. No. 202	28,569	SF	4.00	114,276.00	3.40	97,134.60	11.00	314,259.00
61	Install United Stormwater Wing Gate	9	EA	2,000.00	18,000.00	1,800.00	16,200.00	-	-
62	Const. Driveway Access per City of Tustin Std. No. 209	1	EA	4,300.00	4,300.00	5,300.00	5,300.00	6,000.00	6,000.00
63	Subgrade Preparation and Fine Grade Street	126,100	SF	0.26	32,786.00	0.30	37,830.00	0.46	58,006.00
64	Subgrade Preparation and Fine Grade Curb and Gutter	3,564	SF	1.50	5,346.00	0.55	1,960.20	14.73	52,497.72
65	Subgrade Preparation and Fine Grade Sidewalk and Parkway	28,570	SF	0.46	13,142.20	0.80	22,856.00	0.46	13,142.20
<u>Signing & Striping Red Hill Avenue</u>									
66	Paint 4" White Lane Skip Stripe	3,530	LF	0.30	1,059.00	0.30	1,059.00	0.58	2,047.40
67	Paint 4" Double Yellow Median Stripe	1,420	LF	1.15	1,633.00	1.10	1,562.00	1.90	2,696.00
68	Paint 8" White Channelizing Lane Line Stripe	850	LF	0.50	425.00	0.44	374.00	0.98	833.00
69	Paint Detail 40 per Sheet 10 Detail "B"	380	LF	0.35	133.00	0.30	114.00	1.73	657.40

VICTORY ROAD EXTENSION ROADWAY CONSTRUCTION PROJECT									
CIP NO. 70221									
BID OPENING : 10.00 A.M., SEPTEMBER 13, 2016									
				KEC Engineering		Sukot Construction, LLC		AMPCO Contracting, Inc.	
				200 N. Sherman Ave.		4010 W. Chandler Ave.		1540 S. Lewis St.	
				Corona, CA 92882		Santa Ana, CA 92704		Anaheim, CA 92805	
				(951) 734-3010		(714) 540-5351		(949) 955-2255	
ITEM NO.	CONTRACT ITEM DESCRIPTION	ESTIMATED QUANTITY	UNIT	UNIT PRICE	TOTAL PRICE	UNIT PRICE	TOTAL PRICE	UNIT PRICE	TOTAL PRICE
106	Install Thermoplastic 8" White Channelizing Lane Line Stripe - Detail 38	400	LF	1.00	400.00	1.00	400.00	0.98	392.00
107	Install Thermoplastic 6" White Bike Lane Intersection Stripe - Detail 39A	400	LF	0.25	100.00	0.25	100.00	0.99	392.00
108	Install Thermoplastic Pavement Marking - Type IV Arrow	4	EA	45.15	180.60	43.00	172.00	86.25	345.00
109	Install Thermoplastic Pavement Marking - *Signal*	4	EA	107.00	428.00	100.00	400.00	287.50	1,150.00
110	Install Thermoplastic Pavement Marking - *Ahead*	4	EA	107.00	428.00	100.00	400.00	287.50	1,150.00
111	Install Thermoplastic Bike Lane Legend per Sheet 10, Detail *C*	3	EA	91.50	274.50	87.00	261.00	97.75	293.25
112	Install Thermoplastic White Lead Line per Sheet 10, Detail *E*	250	LF	1.30	325.00	1.30	325.00	0.75	187.50
<u>Traffic Signalization & Street Light</u>									
113	Traffic Signal – Victory Road at Red Hill Avenue Intersection	1	LS	290,000.00	290,000.00	315,000.00	315,000.00		-
114	Traffic Signal – Victory Road at Armstrong Avenue Intersection	1	LS	240,000.00	240,000.00	261,000.00	261,000.00		-
115	Traffic Signal Interconnect	1	LS	28,000.00	28,000.00	48,000.00	48,000.00		-
116	Install Street Lights, Conduits and Wires	14	EA	7,000.00	98,000.00	6,000.00	84,000.00		-
117	Install Conduits, Hand Holes, Wire and All Necessary Appurtenances for	1	LS	37,000.00	37,000.00	53,000.00	53,000.00		-
118	Install Electrical Meter Pedestal for Street Light System	1	LS	16,000.00	16,000.00	4,400.00	4,400.00		-
Total for Street Improvements					1,587,364.02		1,576,842.80		1,113,491.19
<u>IRWD Non-Capital Improvements</u>									
<u>Domestic Water</u>									
119	Install 8" PVC, C900, DR 14	795	LF	70.00	55,650.00	40.00	31,800.00		-
120	Install 8" PVC, C900, DR 14 Bentonite Slurry Bedding and Backfill within	533	LF	140.00	74,620.00	145.00	77,285.00		-
121	Install 12" x 12" x 8" D. I. Cut-In Tee, Flanged Coupling Adapter w/ Thrust	1	EA	3,600.00	3,600.00	3,800.00	3,800.00		-
122	Install 12" Butterfly Valve, CL 150, Flanged, Valve Box per IRWD Std.	2	EA	3,000.00	6,000.00	3,600.00	7,200.00		-
123	Install 8" x 8" x 8" D. I. Tee, Flanged w/ Thrust Block per IRWD Std. Drawing	3	EA	1,250.00	3,750.00	800.00	2,400.00		-
124	Install 8" Butterfly Valve, CL 150, Flanged, Valve Box per IRWD Std. Drawing	5	EA	2,300.00	11,500.00	2,800.00	14,000.00		-
125	Install 8" D. I. FE x PO Adapter	18	EA	1,100.00	19,800.00	325.00	5,850.00		-
126	Install Temporary Flush-Out Assembly per IRWD Std. Drawing W-12	5	EA	1,600.00	8,000.00	2,100.00	10,500.00		-
127	Install 8" x 8" x 8" D. I. Tee, Flanged w/ Thrust Block per IRWD Std. Drawing	5	EA	1,250.00	6,250.00	800.00	4,000.00		-
128	Install Fire Hydrant w/ 6" Butterfly Valve, Condition 1, per IRWD Std. Drawing	2	EA	7,600.00	15,200.00	9,800.00	19,600.00		-
129	Install Fire Hydrant w/ 8" Diameter Lateral and 8" Butterfly Valve, Condition 1,	1	EA	12,400.00	12,400.00	14,000.00	14,000.00		-
130	Install 6" Butterfly Valve, CL 150, FE x PO, Valve Box per IRWD Std. Drawing	1	EA	1,900.00	1,900.00	2,300.00	2,300.00		-
131	Install 8" x 8" x 8" D. I. Tee, Flanged w/ Thrust Block per IRWD Std. Drawing	1	EA	1,250.00	1,250.00	750.00	750.00		-
132	Install 4" PVC, C900, DR 14	19	LF	87.00	1,653.00	86.00	1,634.00		-
133	Install 6" PVC, C900, DR 14	19	LF	90.00	1,710.00	88.00	1,672.00		-
134	Install 4" Gate Valve, CL 150, FE x PO, Valve Box per IRWD Std. Drawing W-	1	EA	1,670.00	1,670.00	1,500.00	1,500.00		-
<u>Recycled Water</u>									
135	Install 4" Gate Valve, Cl 150, FE x PO, Valve Box per IRWD Std. Drawing W-	1	EA	1,750.00	1,750.00	1,500.00	1,500.00		-
136	Install 4" PVC (Purple), C900, DR 14	81	LF	77.00	6,237.00	86.00	6,966.00		-
137	Install Temporary Flush-Out Assembly per IRWD Std. Drawing W-12	1	EA	1,820.00	1,820.00	2,100.00	2,100.00		-
<u>Sanitary Sewer</u>									

VICTORY ROAD EXTENSION ROADWAY CONSTRUCTION PROJECT									
CIP NO. 70221									
BID OPENING : 10.00 A.M., SEPTEMBER 13, 2016									
					KEC Engineering		Sukut Construction, LLC		AMPCO Contracting, Inc.
					200 N. Sherman Ave.		4010 W. Chandler Ave.		1540 S. Lewis St.
					Corona, CA 92882		Santa Ana, CA 92704		Anaheim, CA 92805
					(951) 734-3010		(714) 540-5351		(949) 955-2255
ITEM NO.	CONTRACT ITEM DESCRIPTION	ESTIMATED QUANTITY	UNIT	UNIT PRICE	TOTAL PRICE	UNIT PRICE	TOTAL PRICE	UNIT PRICE	TOTAL PRICE
138	Install 8" PVC, SDR 35	154	LF	76.00	11,704.00	90.00	13,860.00		-
139	Install Temporary 8" Terminal Cleanout per IRWD Std. Drawing S-5	3	EA	1,100.00	3,300.00	1,900.00	5,700.00		-
Total for IRWD Non-Capital Improvements						249,564.00	228,417.00		-
<u>IRWD Capital Improvements</u>									
<u>Recycled Water</u>									
140	Install 12" x 12" x 10" D. I. Cut-In Tee, Flanged Coupling Adapter, w/ Thrust	1	EA	3,800.00	3,800.00	3,900.00	3,900.00		-
141	Install 12" Butterfly Valve, CL 150, Flanged, Valve Box per IRWD Std.	2	EA	3,000.00	6,000.00	3,600.00	7,200.00		-
142	Install 10" PVC (Purple), C900, DR 14	508	LF	77.00	39,116.00	52.00	26,416.00		-
143	Install 10" PVC (Purple), C900, DR 14, Bentonite Slurry Bedding and Backfill	604	LF	210.00	126,840.00	170.00	102,680.00		-
144	Install 10" Butterfly Valve, CL 150, Flanged, Valve Box per IRWD Std.	4	EA	2,900.00	11,600.00	3,200.00	12,800.00		-
145	Install 10" x 10" x 10" D. I. Tee, Flanged w/ Thrust Block per IRWD Std.	1	EA	1,520.00	1,520.00	950.00	950.00		-
146	Install 8" 11 25° D. I. Bend, PO x PO, w/ Thrust Block per IRWD Std. Drawing	2	EA	1,230.00	2,460.00	500.00	1,000.00		-
147	Install 8" PVC (Purple), C900, DR 14	37	LF	83.00	3,071.00	90.00	3,330.00		-
148	Install 10" D. I. FE x PO Adapter	5	EA	1,250.00	6,250.00	275.00	1,375.00		-
149	Install Temporary Flush-Out Assembly per IRWD Std. Drawing W-12	3	EA	1,670.00	5,010.00	2,100.00	6,300.00		-
150	Install 2" Air-Vac Assembly per IRWD Std. Drawing W-11	2	EA	6,800.00	13,600.00	5,400.00	10,800.00		-
151	Install 10" 11 25° D. I. Bend, MJ x MJ, w/ Thrust Block per IRWD Std.	4	EA	1,500.00	6,000.00	625.00	2,500.00		-
152	Install 6" PVC (Purple), C900, DR 14	99	LF	67.00	6,633.00	88.00	8,712.00		-
153	Install 10" x 6" D. I. Eccentric Reducer (Softfit Flat), FE x PO	1	EA	1,700.00	1,700.00	550.00	550.00		-
154	Install 10" x 10" x 4" D. I. Tee, Flanged w/ Thrust Block per IRWD Std.	1	EA	1,500.00	1,500.00	900.00	900.00		-
155	Install 10" x 8" D. I. Eccentric Reducer (Softfit Flat), Flanged	1	EA	2,000.00	2,000.00	500.00	500.00		-
156	Install 8" D. I. FE x PO Adapter	1	EA	1,200.00	1,200.00	325.00	325.00		-
<u>Sanitary Sewer</u>									
157	Construct 48" Dia. Manhole per IRWD Std. Drawing S-1	2	EA	15,200.00	30,400.00	7,400.00	14,800.00		-
158	Construct 48" Dia. Manhole per IRWD Std. Drawing S-1 w/ Bentonite Slurry	2	EA	17,600.00	35,200.00	13,000.00	26,000.00		-
159	Install 15" PVC, SDR 35, Sewer Pipe	568	LF	92.00	52,256.00	80.00	45,440.00		-
160	Install 15" PVC, SDR 35, Sewer Pipe w/ Bentonite Slurry Bedding and Backfill	563	LF	458.00	257,854.00	490.00	275,870.00		-
161	Install 12" PVC, SDR 35, Sewer Pipe	62	LF	92.00	5,704.00	88.00	5,456.00		-
Total for IRWD Capital Improvements						619,714.00	557,804.00		-
<u>Storm Drain Improvements</u>									
162	Construct Manhole per SPPWC Std. Plan 321-2, Bentonite Slurry Bedding	1	EA	17,000.00	17,000.00	7,500.00	7,500.00		-
163	Construct Manhole per SPPWC Std. Plan 322-2, Bentonite Slurry Bedding	1	EA	17,000.00	17,000.00	14,500.00	14,500.00		-
164	Construct Junction Structure per SPPWC Std. Plan 331-3, Bentonite Slurry	2	EA	2,800.00	5,600.00	1,500.00	3,000.00		-
165	Install 36" CCFRPM with Viton Type "F" Gasket, Bentonite Slurry Bedding	86	LF	560.00	48,160.00	675.00	58,050.00		-
166	Install 54" CCFRPM with Viton Type "F" Gasket, Bentonite Slurry Bedding	197	LF	770.00	151,690.00	850.00	167,450.00		-
Total for Additional Storm Drain Improvements						239,450.00	250,500.00		-
<u>IRWD Non-Capital Improvements</u>									
<u>Domestic Water</u>									

VICTORY ROAD EXTENSION ROADWAY CONTRUCTION PROJECT									
CIP NO. 70221									
BID OPENING : 10.00 A.M., SEPTEMBER 13, 2016									
				KEC Engineering		Sukut Construction, LLC		AMPCO Contracting, Inc.	
				200 N. Sherman Ave.		4010 W. Chandler Ave.		1540 S. Lewis St.	
				Corona, CA 92882		Santa Ana, CA 92704		Anaheim, CA 92805	
				(951) 734-3010		(714) 540-5351		(949) 955-2255	
ITEM NO.	CONTRACT ITEM DESCRIPTION	ESTIMATED QUANTITY	UNIT	UNIT PRICE	TOTAL PRICE	UNIT PRICE	TOTAL PRICE	UNIT PRICE	TOTAL PRICE
167	Install Fire Hydrant w/ 6" Butterfly Valve, Condition 1, per IRWD Std. Drawing	2	EA	12,200.00	24,400.00	12,000.00	24,000.00		-
Total for Additional IRWD Non-Capital Improvements					24,400.00		24,000.00		-
GRAND TOTAL					4,667,473.62		4,771,500.00		
Contractor's Total Price Amount as shown in the Bid Document					4,667,473.62		4,771,000.00		6,572,396.29
± Correction					0.00%		0.01%		#DIV/0!

TUSTIN



BUILDING OUR FUTURE
HONORING OUR PAST

CITY OF TUSTIN
PUBLIC WORKS DEPARTMENT
CONTRACT CHANGE ORDER

Project: Victory Road Extension Roadway Construction Project

Project Number: 70221 Change Order Number: IRWD CAPITAL CHANGES No. 3

To (Contractor): KEC General Engineering Contractors

You are hereby directed to make the herein changes from the plans and specifications or do the following described work not included in the plans and specifications on this contract.

NOTE: THIS CHANGE ORDER IS NOT EFFECTIVE UNTIL APPROVED BY THE CITY ENGINEER.

Unless otherwise stated, rates for rental of equipment cover only such time as equipment is actually used and no allowance will be made for idle time.

Change requested by: Joseph C. Blum

CHANGE IN CONTRACT ITEMS

The following changes are hereby made to the contract:

IRWD CAPITAL IMPROVEMENTS (CIP NO. 7163)

IRWD CODE 6740

REVISED IMPROVEMENTS PER PLANS PREPARED BY HUNSAKER & ASSOCIATES, APPROVED MARCH 7, 2017

RECLAIMED WATER (CAPITAL IRWD)					
CONTRACT ITEM NO.	DESCRIPTION	UNIT PRICE	QUANTITY	UNIT	AMOUNT
140	Install 12" x 12" x 10" D. I. Cut-In Tee, Flanged	\$3,800.00	-1	EA	-\$3,800.00
141	Install 12" Butterfly Valve, CL 150, Flanged,	\$3,000.00	-2	EA	-\$6,000.00
142	Install 10" PVC (Purple), C900, DR 14	\$77.00	-508	LF	-\$39,116.00
143	Install 10" PVC (Purple), C900, DR 14 w/Bentonite	\$210.00	-604	LF	-\$126,840.00
144	Install 10" Butterfly Valve, CL 150, Flanged,	\$2,900.00	-4	EA	-\$11,600.00

145	Install 10" x 10" x 10" D. I. Tee, Flanged	\$1,520.00	-1	EA	-\$1,520.00
146	Install 8" 11.25° D. I. Bend, PO x PO, w/ Thrust Block	\$1,230.00	-2	EA	-\$2,460.00
147	Install 8" PVC (Purple), C900, DR 14	\$83.00	-37	LF	-\$3,071.00
148	Install 10" D. I. FE x PO Adapter	\$1,250.00	-5	EA	-\$6,250.00
149	Install Temporary Flush-Out Assembly per IRWD Std.	\$1,670.00	-3	EA	-\$5,010.00
150	Install 2" Air-Vac Assembly per IRWD Std. Drawing W	\$6,800.00	-2	EA	-\$13,600.00
151	Install 10" 11.25° D. I. Bend, MJ x MJ, w/ Thrust Block	\$1,500.00	-4	EA	-\$6,000.00
152	Install 6" PVC (Purple), C900, DR 14	\$67.00	-99	LF	-\$6,633.00
153	Install 10" x 6" D. I. Eccentric Reducer (Soffit Flat), FE	\$1,700.00	-1	EA	-\$1,700.00
154	Install 10" x 10" x 4" D. I. Tee, Flanged	\$1,500.00	-1	EA	-\$1,500.00
155	Install 10" x 8" D. I. Eccentric Reducer (Soffit Flat),	\$2,000.00	-1	EA	-\$2,000.00
156	Install 8" D. I. FE x PO Adapter	\$1,200.00	-1	EA	-\$1,200.00
SUBTOTAL					-\$238,300.00
SANITARY SEWER (CAPITAL IRWD)					
CONTRACT ITEM NO.	DESCRIPTION	UNIT PRICE	QUANTITY	UNIT	AMOUNT
157	Construct 48" Dia. Manhole per IRWD Std. Drawing S	\$15,200.00	-2	EA	-\$30,400.00
158	Construct 48" Dia. Manhole per IRWD Std. Drawing S	\$17,600.00	-2	EA	-\$35,200.00
159	Install 15" PVC, SDR 35, Sewer Pipe	\$92.00	-568	LF	-\$52,256.00
160	Install 15" PVC, SDR 35, Sewer Pipe w/ Bentonite Slu	\$458.00	-563	LF	-\$257,854.00
161	Install 12" PVC, SDR 35, Sewer Pipe	\$92.00	-62	LF	-\$5,704.00
SUBTOTAL					-\$381,414.00
TOTAL CONTRACT CHANGE					-\$619,714.00

ADDITIONAL WORK (NON-CONTRACT ITEM)

RECLAIMED WATER (CAPITAL IRWD)

REVISED IMPROVEMENTS PER PLANS PREPARED BY HUNSAKER & ASSOCIATES, APPROVED MARCH 7, 2017

ITEM NO.	DESCRIPTION	UNIT PRICE	QUANTITY	UNIT	AMOUNT
173	Install 8" X 8" X 8" D. I. Cross, Flanged W/ Thrust Block Per IRWD Std. Drawing W-16	\$2,300.00	1	EA	\$2,300.00
174	Install 8" Butterfly Valve, CL 150, Flanged, Valve Box Per IRWD Std. Drawing W-22 (4 EA W Bentonite Slurry) Install 8" x 8" x 4" D. I. Tee, Flanged w/ Thrust Block per IRWD Std. Drawing W-16	\$2,625.00	8	EA	\$21,000.00
175	Install 8" x 8" x 4" D. I. Tee, Flanged w/ Thrust Block per IRWD Std. Drawing W-16	\$1,820.00	1	EA	\$1,820.00
176	Install 12" X 12" X 8" D. I. Cut-In Tee, Flanged Coupling Adapter, W/ Thrust Block Per IRWD Std. Drawings W-16 And W-19, W/ Bentonite Slurry	\$4,600.00	1	EA	\$4,600.00
177	Install 12" Butterfly Valve, CL 150, Flanged, Valve Box Per IRWD Std. Drawing W-22 W/ Benonite Slurry	\$3,000.00	2	EA	\$6,000.00
178	Install 8" 11.25° D. I. Bend, MJ X MJ, W/ Thrust Block Per IRWD Std. Drawing W-16	\$1,850.00	6	EA	\$11,100.00
179	Install 8" PVC (Purple), C900, DR 14	\$92.00	512	LF	\$47,104.00
180	Install 8" PVC (Purple), C900, DR 14 W/ Bentonite Slurry BF	\$236.00	605	LF	\$142,780.00
181	Install 2" Air-Vac Assembly Per IRWD Std. Drawing W- 11 (1 Ea W Bentonite Slurry)	\$6,800.00	2	EA	\$13,600.00
182	Install 8"x 4" D. I. Eccentric Reducer (Soffit Flat), FI	\$1,800.00	1	EA	\$1,800.00
183	Install 8"x 4" D. I. Eccentric Reducer (Soffit Flat), FE X PO	\$1,800.00	2	EA	\$3,600.00

184	Install 8" D. I. FE X PG Adapter	\$1,350.00	6	EA	\$8,100.00
SUBTOTAL					\$263,804.00
TOTAL NON-CONTRACT CHANGE					\$263,804.00
SUMMARY OF LINE ITEM CHANGES					
RECLAIMED WATER (CAPITAL IRWD)					-\$238,300.00
					\$263,804.00
SANITARY SEWER (CAPITAL IRWD)					-\$381,414.00
TOTAL					-\$355,910.00
TOTAL DELETED FROM CONTRACT					-\$619,714.00
TOTAL ADDED TO CONTRACT					\$263,804.00
TOTAL CHANGE:					-\$355,910.00
Payment for elimination/additions of bid items will be reflected on the progress payments.					

				USS Cal Builders, Inc. 8051 Main St. Stanton, CA 90680 714-828-4882		SEMA Construction, Inc. 320 Goddard Wy., Suite 150 Irvine, CA 92618 949-470-0500		KEC Engineering, Inc. 200 N. Sherman Ave. Corona, CA 92078 951-734-3010		Flatiron West, Inc. 1770 La Costa Meadows Dr. San Marcos, CA 92078 760-916-9100		MCM Construction, Inc. 6413 32nd St. North Highlands, CA 95660 916-334-1221		Reyes Construction, Inc. 1383 S. Signal Dr. Pomona, CA 91766 909-622-2259		Steve P. Rados, Inc. 2002 E. McFadden Av., Suite 200 Santa Ana, CA 92705 714-835-4612	
ITEM NO.	CONTRACT ITEM DESCRIPTION	ESTIMATED QUANTITY	UNIT	UNIT PRICE	TOTAL PRICE	UNIT PRICE	TOTAL PRICE	UNIT PRICE	TOTAL PRICE	UNIT PRICE	TOTAL PRICE	UNIT PRICE	TOTAL PRICE	UNIT PRICE	TOTAL PRICE	UNIT PRICE	TOTAL PRICE
1	Mobilization	1	LS	\$ 293,802.00	\$ 293,802.00	630,943.41	630,943.41	68,000.00	68,000.00	650,000.00	650,000.00	685,461.00	685,461.00	640,000.00	640,000.00	725,000.00	725,000.00
2	Survey, Staking and Survey Monument Preservation	1	LS	\$ 19,980.00	\$ 19,980.00	30,400.00	30,400.00	87,000.00	87,000.00	100,000.00	100,000.00	35,000.00	35,000.00	49,700.00	49,700.00	25,000.00	25,000.00
3	Develop Construction Water	1	LS	\$ 54,000.00	\$ 54,000.00	67,300.00	67,300.00	6,000.00	6,000.00	5,000.00	5,000.00	20,000.00	20,000.00	8,700.00	8,700.00	10,000.00	10,000.00
4	SWPPP / BMP Implementation	1	LS	\$ 27,000.00	\$ 27,000.00	51,800.00	51,800.00	33,000.00	33,000.00	235,000.00	235,000.00	70,000.00	70,000.00	225,000.00	225,000.00	250,000.00	250,000.00
Total					\$ 394,782.00		780,443.41		194,000.00		990,000.00		810,461.00		923,400.00		1,010,000.00
<u>Removal & Adjustments</u>																	
5	Fine Grading	19,730	SF	\$ 1.08	\$ 21,308.40	1.90	37,487.00	0.18	3,551.40	0.80	15,784.00	3.00	59,190.00	1.00	19,730.00	1.00	19,730.00
6	Cold-mill Existing Pavement (0.10' Depth Minimum)	4,150	SF	\$ 0.97	\$ 4,025.50	1.30	5,395.00	1.10	4,565.00	2.00	8,300.00	1.50	6,225.00	2.00	8,300.00	1.00	4,150.00
7	Remove 6" AC Pavement over 15' AB (2' Depth Minimum)	5,652	SF	\$ 4.32	\$ 24,416.64	1.75	9,891.00	3.00	16,956.00	2.00	11,304.00	10.00	56,520.00	4.00	22,608.00	5.00	28,260.00
8	Remove Curb and Gutter	31	LF	\$ 54.00	\$ 1,674.00	23.00	713.00	27.00	837.00	6.00	186.00	35.00	1,085.00	15.00	465.00	10.00	310.00
9	Remove Sidewalk	155	SF	\$ 10.80	\$ 1,674.00	9.00	1,395.00	5.50	852.50	7.00	1,085.00	7.00	1,085.00	3.00	465.00	1.00	155.00
10	Remove Median Nose	1	EA	\$ 1,620.00	\$ 1,620.00	720.00	720.00	840.00	840.00	176.00	176.00	600.00	600.00	300.00	300.00	100.00	100.00
11	Remove Miscellaneous Steel Poles	4	EA	\$ 540.00	\$ 2,160.00	81.00	324.00	220.00	880.00	100.00	400.00	250.00	1,000.00	100.00	400.00	250.00	1,000.00
12	Remove Fence	396	LF	\$ 10.80	\$ 4,276.80	1.60	633.60	5.50	2,178.00	6.00	2,376.00	10.00	3,960.00	9.00	3,564.00	10.00	3,960.00
13	Remove Abandon Electrical Vault	1	EA	\$ 540.00	\$ 540.00	320.00	320.00	725.00	725.00	705.00	705.00	2,000.00	2,000.00	1,600.00	1,600.00	1,500.00	1,500.00
14	Remove Abandon Electrical Manhole	1	EA	\$ 540.00	\$ 540.00	890.00	890.00	725.00	725.00	776.00	776.00	2,000.00	2,000.00	1,500.00	1,500.00	1,500.00	1,500.00
15	Remove Abandon Pull-box	1	EA	\$ 250.00	\$ 250.00	320.00	320.00	300.00	300.00	194.00	194.00	500.00	500.00	320.00	320.00	1,500.00	1,500.00
16	Remove Water Pipe (18" CCP)	56	LF	\$ 99.36	\$ 5,564.16	25.00	1,400.00	36.00	2,016.00	22.00	1,232.00	120.00	6,720.00	35.00	1,960.00	50.00	2,800.00
17	Cap Existing Abandon 18" CSP DW	1	EA	\$ 2,700.00	\$ 2,700.00	820.00	820.00	975.00	975.00	3,264.00	3,264.00	8,500.00	8,500.00	1,800.00	1,800.00	1,000.00	1,000.00
18	Remove and Replace with New Valve Box to Grade per IRWD Std W-22	1	EA	\$ 2,700.00	\$ 2,700.00	350.00	350.00	675.00	675.00	3,305.00	3,305.00	5,000.00	5,000.00	1,800.00	1,800.00	1,000.00	1,000.00
19	Remove Concrete Lining	2,755	SF	\$ 2.50	\$ 6,887.50	2.50	6,887.50	5.80	15,979.00	5.00	13,775.00	3.00	8,265.00	4.00	11,020.00	5.00	13,775.00
20	Remove Concrete Ramp	1,321	SF	\$ 3.00	\$ 3,963.00	2.75	3,632.75	6.00	7,926.00	5.00	6,605.00	3.00	3,963.00	6.00	7,926.00	5.00	6,605.00
21	Remove Rip-Rap	307	CY	\$ 50.00	\$ 15,350.00	10.00	3,070.00	90.00	27,630.00	15.00	4,605.00	60.00	18,420.00	70.00	21,490.00	75.00	23,025.00
22	Bridge Removal (Abutment)	1	LS	\$ 25,000.00	\$ 25,000.00	14,900.00	14,900.00	37,000.00	37,000.00	12,800.00	12,800.00	30,000.00	30,000.00	80,000.00	80,000.00	50,000.00	50,000.00
Total for Removals & Adjustments					\$ 124,650.00		89,148.85		124,610.90		86,872.00		215,033.00		185,248.00		160,370.00
<u>Street Improvements</u>																	
23	Asphalt Rubberized Hot Mix (ARHM-GG-C-PG 64-16, 1/2")	216	TON	\$ 98.28	\$ 21,228.48	102.00	22,032.00	108.00	23,328.00	101.00	21,816.00	90.00	19,440.00	95.00	20,520.00	100.00	21,600.00
24	Asphalt Concrete Base Course (III-B2-PG 64-10-R0, 3/4")	286	TON	\$ 98.28	\$ 28,108.08	79.75	22,808.50	108.00	30,888.00	79.00	22,594.00	90.00	25,740.00	95.00	27,170.00	100.00	28,600.00
25	Untreated Base	576	TON	\$ 43.20	\$ 24,883.20	32.00	18,432.00	31.00	17,856.00	21.00	12,096.00	35.00	20,160.00	54.00	31,104.00	25.00	14,400.00
26	Construct 0" Concrete Curb and Gutter Type A-2 Modified per City of Tustin	230	LF	\$ 37.20	\$ 8,556.00	28.00	6,440.00	22.00	5,060.00	26.00	5,980.00	25.00	5,750.00	33.00	7,590.00	50.00	11,500.00
27	Construct 0" Concrete Curb and Gutter Type A-2 per City of Tustin Std. No. 201	490	LF	\$ 28.50	\$ 13,965.00	28.00	13,720.00	24.50	12,005.00	30.00	14,700.00	35.00	17,150.00	35.00	17,150.00	50.00	24,500.00
28	Construct 8" Concrete Curb Only Type A per City of Tustin Std. No. 201	978	LF	\$ 24.30	\$ 23,765.40	19.00	18,582.00	22.00	21,516.00	19.00	18,582.00	25.00	24,450.00	30.00	29,340.00	30.00	29,340.00
29	Construct Sidewalk per City of Tustin Std. No. 202	5,510	SF	\$ 4.86	\$ 26,778.60	4.00	22,040.00	3.75	20,662.50	6.00	33,060.00	5.00	27,550.00	6.00	33,060.00	8.00	44,080.00
30	Interlocking Concrete Paves for Median Nose Paving	569	SF	\$ 29.00	\$ 16,501.00	12.00	6,828.00	27.50	15,647.50	17.00	9,673.00	30.00	17,070.00	22.00	12,518.00	25.00	14,225.00
31	Interlocking Concrete Pavers for Maintenance Edge Paving	583	SF	\$ 38.00	\$ 22,154.00	12.00	6,996.00	27.50	16,032.50	16.00	9,328.00	30.00	17,490.00	22.00	12,826.00	40.00	23,320.00
32	Construct Concrete Mow Strip per OCPW Std. Plan 1685	26	LF	\$ 100.00	\$ 2,600.00	38.00	988.00	40.00	1,040.00	63.00	1,638.00	50.00	1,300.00	30.00	780.00	40.00	1,040.00
33	Construct Water Quality Swale	640	SF	\$ 14.58	\$ 9,331.20	14.00	8,960.00	16.00	10,240.00	26.00	16,640.00	20.00	12,800.00	17.00	10,880.00	16.00	10,240.00
34	Construct Reverse Parkway Drain per City of Tustin Std. No. 101-2 and Detail on Plans	2	EA	\$ 5,940.00	\$ 11,880.00	1,250.00	2,500.00	1,800.00	3,600.00	2,700.00	5,400.00	5,000.00	10,000.00	2,300.00	4,600.00	2,000.00	4,000.00
35	Stone, Type 1	1	LS	\$ 4,000.00	\$ 4,000.00	3,100.00	3,100.00	1,800.00	1,800.00	512.00	512.00	1,100.00	1,100.00	2,800.00	2,800.00	3,000.00	3,000.00
36	Signing & Striping	1	LS	\$ 12,096.00	\$ 12,096.00	49,900.00	49,900.00	6,200.00	6,200.00	10,500.00	10,500.00	12,000.00	12,000.00	4,550.00	4,550.00	10,000.00	10,000.00
<u>Jamboree Road Undercrossing Improvements</u>																	
37	Install Electrical Lighting through Undercrossing, Complete per All Details	1	LS	\$ 200,000.00	\$ 200,000.00	253,000.00	253,000.00	180,000.00	180,000.00	146,000.00	146,000.00	150,000.00	150,000.00	248,870.00	248,870.00	250,000.00	250,000.00
38	Enhancements to Existing Concrete Slope Paving	1	LS	\$ 67,176.00	\$ 67,176.00	68,000.00	68,000.00	77,000.00	77,000.00	42,000.00	42,000.00	75,000.00	75,000.00	107,300.00	107,300.00	63,000.00	63,000.00

MOFFETT DRIVE EXTENSION BRIDGE AND ROADWAY CONSTRUCTION PROJECT

CIP NO. 70224

BID OPENING : 10.00 A.M., FEBRUARY 7, 2017

				USS Cal Builders, Inc. 8051 Main St. Stanton, CA 90680 714-828-4882		SEMA Construction, Inc. 320 Goddard Wy., Suite 150 Irvine, CA 92618 949-470-0500		KEC Engineering, Inc. 200 N. Sherman Ave. Corona, CA 92708 951-734-3010		Flatiron West, Inc. 1770 La Costa Meadows Dr. San Marcos, CA 92078 760-916-9100		MCM Construction, Inc. 6413 32nd St North Highlands, CA 95660 916-334-1221		Reyes Construction, Inc. 1383 S. Signal Dr Pomona, CA 91766 909-622-2259		Steve P. Rados, Inc. 2002 E. McFadden Av., Suite 200 Santa Ana, CA 92705 714-835-4612		
ITEM NO.	CONTRACT ITEM DESCRIPTION	ESTIMATED QUANTITY	UNIT	UNIT PRICE	TOTAL PRICE	UNIT PRICE	TOTAL PRICE	UNIT PRICE	TOTAL PRICE	UNIT PRICE	TOTAL PRICE	UNIT PRICE	TOTAL PRICE	UNIT PRICE	TOTAL PRICE	UNIT PRICE	TOTAL PRICE	
Total for Street Improvements						\$ 493,022.98		524,326.50		442,875.50		370,519.00		437,000.00		571,058.00		552,845.00
<u>Bridge Structure</u>																		
39	Structura Excavation (Bridge)	1,150	CY	\$ 43.20	\$ 49,680.00	95.00	109,250.00	53.00	60,950.00	194.00	223,100.00	60.00	69,000.00	55.00	63,250.00	75.00	86,250.00	
40	Structura Backfill (Bridge)	720	CY	\$ 110.00	\$ 79,200.00	33.00	23,760.00	104.00	74,880.00	70.00	50,400.00	145.00	104,400.00	300.00	216,000.00	185.00	133,200.00	
41	24" Cast-In-Drilled-Hole Concrete Piling	5,270	LF	\$ 117.00	\$ 616,590.00	115.07	606,418.90	180.00	948,600.00	134.00	706,180.00	100.00	527,000.00	35.00	711,450.00	115.00	606,050.00	
42	Pre-stressing Cast-In-Place Concrete	1	LS	\$ 60,000.00	\$ 60,000.00	59,500.00	59,500.00	98,000.00	98,000.00	72,000.00	72,000.00	55,000.00	55,000.00	69,000.00	69,000.00	63,000.00	63,000.00	
43	Structural Concrete, Bridge Footing	375	CY	\$ 308.00	\$ 114,750.00	440.00	165,000.00	330.00	123,750.00	233.00	87,375.00	325.00	121,875.00	345.00	129,375.00	300.00	112,500.00	
44	Structural Concrete, Bridge	880	CY	\$ 680.00	\$ 598,400.00	1,102.92	970,569.60	900.00	792,000.00	1,180.00	1,038,400.00	1,367.00	1,202,960.00	910.00	800,800.00	1,518.00	1,335,840.00	
45	Structural Concrete, Bridge (Polymer Fiber)	210	CY	\$ 495.20	\$ 103,992.00	735.00	154,350.00	1,050.00	220,500.00	723.00	151,830.00	1,000.00	210,000.00	792.00	166,320.00	550.00	115,500.00	
46	Structural Concrete, Approach Slab (Type EQ)	60	CY	\$ 728.26	\$ 43,695.60	785.00	47,100.00	650.00	39,000.00	900.00	54,000.00	1,000.00	60,000.00	843.00	50,580.00	750.00	45,000.00	
47	Joint Seal (MR = 1 1/2")	147	LF	\$ 90.00	\$ 13,230.00	95.00	13,965.00	110.00	16,170.00	60.00	8,820.00	55.00	8,085.00	163.00	23,961.00	85.00	12,495.00	
48	Precast Bat Houses	12	EA	\$ 1,100.00	\$ 13,200.00	595.00	7,140.00	1,450.00	17,400.00	452.00	5,424.00	2,000.00	24,000.00	1,550.00	18,600.00	2,000.00	24,000.00	
49	Bar Reinforcing Steel (Bridge)	508,000	LB	\$ 0.77	\$ 391,160.00	0.73	370,840.00	0.95	482,600.00	0.70	355,800.00	0.75	381,000.00	0.80	406,400.00	0.78	396,240.00	
50	Steel Arch	1	LS	\$ 1,650,000.00	\$ 1,650,000.00	1,582,583.05	1,582,583.05	1,930,000.00	1,930,000.00	1,686,000.00	1,686,000.00	1,600,000.00	1,600,000.00	1,779,000.00	1,779,000.00	1,750,000.00	1,750,000.00	
51	Manhole Frame and Cover (24" Opening)	3	EA	\$ 1,188.00	\$ 3,564.00	800.00	2,400.00	900.00	2,700.00	1,587.00	4,761.00	1,000.00	3,000.00	1,500.00	4,500.00	1,300.00	3,900.00	
52	Pedestrian Railing	390	LF	\$ 330.00	\$ 128,700.00	338.90	132,171.00	445.00	173,550.00	332.00	129,480.00	300.00	117,000.00	340.00	132,600.00	350.00	136,500.00	
53	Cable Railing	118	LF	\$ 30.00	\$ 3,540.00	23.50	2,773.00	70.00	8,260.00	23.00	2,714.00	25.00	2,950.00	25.00	2,950.00	60.00	7,080.00	
54	Californ a ST-20S Bridge Rail	260	LF	\$ 510.00	\$ 132,600.00	510.00	132,600.00	885.00	230,100.00	499.00	129,740.00	490.00	124,800.00	508.00	132,080.00	775.00	201,500.00	
<u>Bridge Lighting Improvements</u>																		
55	Handrail Light	36	EA	\$ 800.00	\$ 28,800.00	690.00	24,840.00	830.00	29,880.00	680.00	24,480.00	700.00	25,200.00	970.00	34,920.00	700.00	25,200.00	
56	Street Light	2	EA	\$ 2,500.00	\$ 5,000.00	1,075.00	2,150.00	1,500.00	3,000.00	1,200.00	2,400.00	1,500.00	3,000.00	1,340.00	2,680.00	1,000.00	2,000.00	
57	Up-light	26	EA	\$ 2,068.20	\$ 53,773.20	1,890.00	49,140.00	2,500.00	65,000.00	2,100.00	54,600.00	2,000.00	52,000.00	1,450.00	37,700.00	2,000.00	52,000.00	
58	Conduit and Wiring	1	LS	\$ 95,000.00	\$ 95,000.00	38,900.00	38,900.00	45,000.00	45,000.00	37,000.00	37,000.00	40,000.00	40,000.00	32,180.00	32,180.00	40,000.00	40,000.00	
Total for Bridge						\$ 4,184,874.80		4,495,350.55		5,361,340.00		4,824,304.00		4,731,270.00		4,814,346.00		5,148,255.00
<u>Planting & Irrigation Improvements</u>																		
59	Decorative Cobble (Moffett Drive)	120	TON	\$ 594.00	\$ 71,280.00	600.00	72,000.00	600.00	72,000.00	514.00	61,680.00	550.00	66,000.00	470.00	56,400.00	615.00	73,800.00	
60	6' Tall Chain Link Fence with Black Vinyl Coating (Moffett Drive)	126	LF	\$ 45.00	\$ 5,670.00	39.80	5,014.80	81.00	10,206.00	39.00	4,914.00	70.00	8,820.00	42.00	5,292.00	65.00	8,190.00	
61	12' Wide Double Swing Gate (Moffett Drive)	2	EA	\$ 3,100.00	\$ 6,200.00	2,850.00	5,700.00	4,800.00	9,600.00	2,800.00	5,600.00	4,000.00	8,000.00	3,000.00	6,000.00	4,000.00	8,000.00	
62	Landscape Planting (Moffett Drive)	1	LS	\$ 16,000.00	\$ 16,000.00	14,000.00	14,000.00	17,250.00	17,250.00	18,500.00	18,500.00	15,000.00	15,000.00	37,200.00	37,200.00	15,000.00	15,000.00	
63	Irrigation System (Moffett Drive)	1	LS	\$ 98,816.00	\$ 98,816.00	46,000.00	46,000.00	55,250.00	55,250.00	54,000.00	54,000.00	4,000.00	4,000.00	41,370.00	41,370.00	45,000.00	45,000.00	
64	Maintenance and Plant Establishment (90-Days) (Moffett Drive)	1	LS	\$ 4,104.00	\$ 4,104.00	3,880.00	3,880.00	4,700.00	4,700.00	4,500.00	4,500.00	5,000.00	5,000.00	3,860.00	3,860.00	4,000.00	4,000.00	
Total for Planting & Irrigation Improvements						\$ 202,070.00		146,594.80		169,006.00		149,194.00		106,820.00		150,122.00		153,990.00
<u>IRWD Capital Improvements</u>																		
65	Mobilization (IRWD)	1	LS	\$ 25,000.00	\$ 25,000.00	8,600.00	8,600.00	1,250.00	1,250.00	10,000.00	10,000.00	20,000.00	20,000.00	6,360.00	6,360.00	10,000.00	10,000.00	
66	Develop Construction Water (IRWD)	1	LS	\$ 5,000.00	\$ 5,000.00	500.00	500.00	1,250.00	1,250.00	1,627.00	1,627.00	5,000.00	5,000.00	1,000.00	1,000.00	500.00	500.00	
67	SWPPP / BMP Implementation	1	LS	\$ 5,000.00	\$ 5,000.00	1,000.00	1,000.00	1,250.00	1,250.00	689.00	689.00	5,000.00	5,000.00	3,000.00	3,000.00	500.00	500.00	
68	Cleaning and Grubbing (IRWD)	1	LS	\$ 3,500.00	\$ 3,500.00	200.00	200.00	1,250.00	1,250.00	2,861.00	2,861.00	5,000.00	5,000.00	2,000.00	2,000.00	500.00	500.00	
<u>Domestic Water (IRWD Capital)</u>																		
69	Remove and Dispose Existing Portions of 12" Water Line	7	LF	\$ 162.00	\$ 1,134.00	290.00	2,030.00	63.00	441.00	32.00	224.00	500.00	3,500.00	320.00	2,240.00	200.00	1,400.00	
70	Remove Temporary Flush-Out Assembly and Join Existing Line	1	EA	\$ 1,576.80	\$ 1,576.80	7,800.00	7,800.00	750.00	750.00	2,075.00	2,075.00	4,500.00	4,500.00	5,400.00	5,400.00	5,500.00	5,500.00	
71	Remove Temporary Blow-Off and Join Existing Line	1	EA	\$ 2,128.52	\$ 2,128.52	3,900.00	3,900.00	750.00	750.00	2,075.00	2,075.00	4,500.00	4,500.00	5,400.00	5,400.00	5,500.00	5,500.00	
72	Install 2" Air Vac Assembly, Case 1, per IRWD Std. W-11	1	EA	\$ 5,832.00	\$ 5,832.00	4,100.00	4,100.00	8,000.00	8,000.00	10,038.00	10,038.00	12,000.00	12,000.00	9,100.00	9,100.00	5,500.00	5,500.00	

MOFFETT DRIVE EXTENSION BRIDGE AND ROADWAY CONSTRUCTION PROJECT

CIP NO. 70224

BID OPENING : 10.00 A.M., FEBRUARY 7, 2017

				USS Cal Builders, Inc. 8051 Main St. Stanton, CA 90680 714-828-4882		SEMA Construction, Inc. 320 Goddard Wy., Suite 150 Irvine, CA 92618 949-470-0500		KEC Engineering, Inc. 200 N. Sherman Ave. Corona, CA 92882 951-734-3010		Flatiron West, Inc. 1770 La Costa Meadows Dr. San Marcos, CA 92078 760-916-9100		MCM Construction, Inc. 6413 32nd St North Highlands, CA 95660 916-334-1221		Reyes Construction, Inc. 1383 S. Signal Dr. Pomona, CA 91766 909-622-2259		Steve P. Rados, Inc. 2002 E. McFadden Av., Suite 200 Santa Ana, CA 92705 714-835-4612	
ITEM NO.	CONTRACT ITEM DESCRIPTION	ESTIMATED QUANTITY	UNIT	UNIT PRICE	TOTAL PRICE	UNIT PRICE	TOTAL PRICE	UNIT PRICE	TOTAL PRICE	UNIT PRICE	TOTAL PRICE	UNIT PRICE	TOTAL PRICE	UNIT PRICE	TOTAL PRICE	UNIT PRICE	TOTAL PRICE
73	Install 12" Flange Coupling Adapter per IRWD Std. W-19	2	EA	\$ 2,354.40	\$ 4,708.80	2,500.00	5,000.00	2,200.00	4,400.00	2,242.00	4,484.00	2,300.00	4,600.00	1,950.00	3,900.00	3,000.00	6,000.00
74	Install 12" CML&C Fully Welded Steel Pipe, Minimum Working Pressure 200	265	LF	\$ 171.72	\$ 45,505.80	180.00	47,700.00	115.00	30,475.00	236.00	62,540.00	300.00	79,500.00	170.00	45,050.00	100.00	26,500.00
75	Install 12" CML&C Fully Welded Steel Pipe 11 25 Degree Elbow, Minimum	2	EA	\$ 2,052.00	\$ 4,104.00	950.00	1,900.00	1,800.00	3,600.00	1,053.00	2,106.00	2,800.00	5,600.00	1,640.00	3,280.00	1,000.00	2,000.00
76	Install 12" CML&C Fully Welded Steel Pipe 22.5 Degree Elbow, Minimum	3	EA	\$ 2,133.00	\$ 6,399.00	860.00	2,580.00	2,000.00	6,000.00	1,053.00	3,159.00	2,800.00	8,400.00	1,640.00	4,920.00	1,000.00	3,000.00
77	Install Weld on Flange for CML&C Pipe	2	EA	\$ 1,252.80	\$ 2,505.60	820.00	1,640.00	950.00	1,900.00	1,413.00	2,826.00	1,200.00	2,400.00	450.00	900.00	1,000.00	2,000.00
78	Install Casing Test Station per IRWD Std. CP-3	4	EA	\$ 1,220.40	\$ 4,881.60	2,400.00	9,600.00	1,100.00	4,400.00	2,012.00	8,048.00	3,000.00	12,000.00	1,900.00	7,600.00	2,000.00	8,000.00
79	Install 20" Steel Casing for Water Pipe per IRWD Std. W-21	56	LF	\$ 188.84	\$ 10,463.04	200.00	11,200.00	200.00	11,200.00	239.00	13,364.00	500.00	28,000.00	290.00	16,240.00	150.00	8,400.00
80	Install Sliding Pipe Support per Detail on Bridge Plans	2	EA	\$ 500.00	\$ 1,000.00	1,900.00	3,800.00	1,900.00	3,800.00	2,274.00	4,548.00	2,000.00	4,000.00	1,270.00	2,540.00	1,000.00	2,000.00
81	Install Clamped Pipe Support per Detail on Bridge Plans	8	EA	\$ 700.00	\$ 5,600.00	1,700.00	13,600.00	1,350.00	10,800.00	1,229.00	9,832.00	2,000.00	16,000.00	710.00	5,680.00	500.00	4,000.00
82	Manhole Frame and Cover (30" Opening)	2	EA	\$ 1,620.00	\$ 3,240.00	830.00	1,660.00	1,450.00	2,900.00	1,740.00	3,480.00	1,000.00	2,000.00	1,180.00	2,360.00	1,500.00	3,000.00
83	Install Flexible Expansion Joint per Bridge Plans	2	EA	\$ 10,000.00	\$ 20,000.00	8,700.00	17,400.00	8,500.00	17,000.00	10,544.00	21,088.00	25,000.00	50,000.00	7,070.00	14,140.00	13,000.00	26,000.00
<u>Recycled Water (IRWD Capital)</u>																	
84	Remove Temporary Flush-Out Assembly and Join Existing Line	2	EA	\$ 2,646.00	\$ 5,292.00	7,800.00	15,600.00	1,050.00	2,100.00	2,333.00	4,666.00	4,500.00	9,000.00	5,500.00	11,000.00	5,000.00	10,000.00
85	Install 16" Flange Coupling Adapter per IRWD Std. W-19	2	EA	\$ 2,700.00	\$ 5,400.00	460.00	920.00	2,550.00	5,100.00	4,154.00	8,308.00	2,800.00	5,600.00	2,190.00	4,380.00	2,000.00	4,000.00
86	Install 3" Air Release and Vacuum Assembly per IRWD Std. W-11 and as	1	EA	\$ 16,200.00	\$ 16,200.00	8,800.00	8,800.00	16,850.00	16,850.00	14,264.00	14,264.00	16,000.00	16,000.00	11,520.00	11,520.00	7,000.00	7,000.00
87	Install 16" CML&C Fully Welded Steel Pipe, Minimum Working Pressure 200	270	LF	\$ 260.00	\$ 70,200.00	150.00	40,500.00	150.00	40,500.00	293.00	79,110.00	350.00	94,500.00	185.00	49,950.00	130.00	35,100.00
88	Install 16" CML&C Fully Welded Steel Pipe 11.25 Degree Elbow, Minimum	4	EA	\$ 2,160.00	\$ 8,640.00	1,200.00	4,800.00	2,100.00	8,400.00	1,295.00	5,180.00	4,000.00	16,000.00	1,840.00	7,360.00	1,200.00	4,800.00
89	Install 16" CML&C Fully Welded Steel Pipe 22.5 Degree Elbow, Minimum	4	EA	\$ 2,160.00	\$ 8,640.00	1,700.00	6,800.00	2,100.00	8,400.00	1,295.00	5,180.00	4,000.00	16,000.00	1,840.00	7,360.00	1,200.00	4,800.00
90	Install Weld On Flange for CML&C Pipe	2	EA	\$ 1,404.00	\$ 2,808.00	1,500.00	3,000.00	1,350.00	2,700.00	1,672.00	3,344.00	1,300.00	2,600.00	575.00	1,150.00	1,000.00	2,000.00
91	Install Casing Test Station per IRWD Std. CP-3	4	EA	\$ 2,916.00	\$ 11,664.00	2,400.00	9,600.00	1,100.00	4,400.00	1,082.00	4,328.00	3,000.00	12,000.00	1,900.00	7,600.00	2,000.00	8,000.00
92	Install 24" Steel Casing for Water Pipe per IRWD Std. W-21	56	LF	\$ 209.52	\$ 11,733.12	180.00	10,080.00	215.00	12,040.00	250.00	14,000.00	500.00	28,000.00	370.00	20,720.00	150.00	8,400.00
93	Install Sliding Pipe Support per Detail on Bridge Plans	2	EA	\$ 500.00	\$ 1,000.00	1,100.00	2,200.00	1,900.00	3,800.00	1,727.00	3,454.00	2,000.00	4,000.00	650.00	1,300.00	500.00	1,000.00
94	Install Clamped Pipe Support per Detail on Bridge Plans	8	EA	\$ 650.00	\$ 5,200.00	1,200.00	9,600.00	1,350.00	10,800.00	1,321.00	10,568.00	2,000.00	16,000.00	745.00	5,960.00	500.00	4,000.00
95	Manhole Frame and Cover (30" Opening)	2	EA	\$ 1,620.00	\$ 3,240.00	830.00	1,660.00	1,450.00	2,900.00	1,253.00	2,506.00	2,500.00	5,000.00	1,180.00	2,360.00	3,000.00	6,000.00
96	Install Flexible Expansion Joint per Bridge Plans	2	EA	\$ 12,500.00	\$ 25,000.00	7,900.00	15,800.00	11,300.00	22,600.00	13,676.00	27,352.00	30,000.00	60,000.00	9,910.00	19,820.00	15,000.00	30,000.00
Total for IRWD Capital Improvements					\$ 332,594.26		273,570.00		252,006.00		347,344.00		556,700.00		291,590.00		245,400.00
GRAND TOTAL					\$ 5,731,994.04		6,309,434.11		6,543,838.40		6,768,233.00		6,857,284.00		6,935,764.00		7,270,860.00
Contractor's Total Price Amount as shown in the Bid Document					\$ 5,674,794.00		6,309,434.11		6,543,838.40		6,768,233.00		6,857,284.00		6,935,764.00		7,270,860.00
± Correction					\$ 57,200.04		-		-		-		-		-		-

EXHIBIT "D"

Bid Tabulations

Owner: City of Tustin Project: Flight Drive Wet Utilities Public Bid Bid Date: 6-22-2017

ITEM NO.	DESCRIPTION	UNIT MEAS	QUAN	Bali Construction, Inc. <i>Attn: Grant Wood Tel: 626 442 8003</i>		W.A.Rasic Construction Co., Inc. <i>Attn: Shane Sato Tel: 562 928 6111</i>		Murray Company <i>Attn: Raffie Yeremian Tel: 310 637.1500x7129</i>	
				PRICE	AMOUNT	PRICE	AMOUNT	PRICE	AMOUNT
I. IRWD CODE 6857 RECYCLED WATER CAPITAL IMPROVEMENTS									
1	Capital: Install 6" RW PVC Zone A (Station 10+00 to 18+75)	LS	1	157,860.00	157,860.00	157,500.00	157,500.00	170,625.00	170,625.00
2	Capital: Install 6" RW PVC Zone A (Station 18+75 to 22+99)	LS	1	28,020.00	28,020.00	39,950.00	39,950.00	31,155.00	31,155.00
II. IRWD CODE 6857 RECYCLED NON-CAPITAL IMPROVEMENTS									
3	Non-Capital: RW line "B" (10+20 to 21+45.33)	LS	1	77,175.00	77,175.00	87,550.00	87,550.00	92,920.00	92,920.00
4	Non-Capital: 2" RW Laterals at Airship @17+81.16, 17+23.66, 15+29.96, 13+18.05, 12+57.24	LS	1	25,932.00	25,932.00	50,000.00	50,000.00	32,400.00	32,400.00
II. IRWD CODE 6857 DOMESTIC NON-CAPITAL IMPROVEMENTS									
5	Non-Capital DW Line "A" (10+00 to 18+00) w/end cap	LS	1	90,400.00	90,400.00	88,000.00	88,000.00	100,000.00	100,000.00
6	Non-Capital DW Line "B" (all) w/tie-in at 21+11.82 and w/Line "D" end cap at 19+00	LS	1	72,602.00	72,602.00	94,000.00	94,000.00	92,430.00	92,430.00
7	Non-Capital DW Line "C" (10+00 to 13+75) w/end cap	LS	1	97,825.00	97,825.00	101,250.00	101,250.00	101,250.00	101,250.00
III. IRWD CODE 6857 SANITARY SEWER NON-CAPITAL IMPROVEMENTS									
8	Non-Capital SS Line "A" MH #A1 to MH #A4 (with mob)	LS	1	235,419.00	235,419.00	243,000.00	243,000.00	225,500.00	225,500.00
9	Non-Capital SS Line "A" From MH #A4 to MH #A9	LS	1	106,506.00	106,506.00	112,100.00	112,100.00	130,500.00	130,500.00
10	Non-Capital SS Line "A" MH #A8 to MH #A12	LS	1	68,680.00	68,680.00	69,000.00	69,000.00	60,125.00	60,125.00
11	Non-Capital SS Line "A" From MH #A12 to MH #A15 including temporary c/o	LS	1	76,540.00	76,540.00	83,850.00	83,850.00	86,000.00	86,000.00
12	Non-Capital SS Line "C" From MH #A4 to MH #C8 including cap after MH #C4	LS	1	171,385.00	171,385.00	187,500.00	187,500.00	190,000.00	190,000.00
13	Non-Capital SS Line "B" From MH #A4 to MH #B2	LS	1	57,602.00	57,602.00	68,250.00	68,250.00	64,750.00	64,750.00
14	Non-Capital SS Line "B" From MH #B2 to MH #B11	LS	1	143,994.00	143,994.00	156,250.00	156,250.00	156,250.00	156,250.00
III. STORM DRAIN IMPROVEMENTS									
15	RG Laterals D1 and D2 with catch basins	LS	1	19,074.00	19,074.00	35,000.00	35,000.00	21,000.00	21,000.00
16	RG Laterals A7, A7A, A7B w/plugs per drawings	LS	1	257,481.00	257,481.00	255,000.00	255,000.00	225,000.00	225,000.00
17	RG Line A and Laterals A1-A6, A8-A10	LS	1	73,222.00	73,222.00	112,100.00	112,100.00	100,300.00	100,300.00
18	RG Demo and Removal of Existing SD	LS	1	44,419.00	44,419.00	87,975.00	87,975.00	66,950.00	66,950.00
19	RG Line G and Laterals A3, G1, and H1	LS	1	61,488.00	61,488.00	63,125.00	63,125.00	70,000.00	70,000.00
20	RG Laterals E1, E2, and E2A w/plugs per drawings	LS	1	34,272.00	34,272.00	36,000.00	36,000.00	36,000.00	36,000.00
21	RG Sediment Trap Risers	LS	1	12,606.00	12,606.00	25,000.00	25,000.00	10,500.00	10,500.00
22	PG Storm Drain (8" pipe at Phase 2 with pipe outlet anchor)	LS	1	51,245.00	51,245.00	56,000.00	56,000.00	54,325.00	54,325.00
23	Street SD Line C and Laterals C1 (with plug at right of way) and C4	LS	1	131,040.00	131,040.00	141,750.00	141,750.00	140,625.00	140,625.00
24	Street SD Demo and Removal of Existing SD	LS	1	31,924.00	31,924.00	63,000.00	63,000.00	38,500.00	38,500.00
25	Street SD Laterals C2 and C3 including catch basins, MWS, and filter box	LS	1	33,291.00	33,291.00	38,500.00	38,500.00	33,750.00	33,750.00
26	Street SD Lateral G including catch basins, MWS, and filter box	LS	1	51,984.00	51,984.00	70,000.00	70,000.00	61,250.00	61,250.00
27	Street SD Laterals F1 and F2 including catch basins and filter box	LS	1	42,824.00	42,824.00	50,000.00	50,000.00	62,500.00	62,500.00
IV. Adjust to Grade, Remove/Relocate Scope									
28	Public Street Adjust Wet Utilities to Grade	LS	1	12,558.00	12,558.00	16,250.00	16,250.00	23,000.00	23,000.00
29	Public Street Relocaton, Removal, Remove and Replacement of Wet Utility Items as Noted	LS	1	46,176.00	46,176.00	54,000.00	54,000.00	60,000.00	60,000.00
V. Corrosion Mitigation and Protection									
30	Steel Pipe	LS	1	1,500.00	1,500.00	1,750.00	1,750.00	13,000.00	13,000.00
31	Iron Pipe	LS	1	2,500.00	2,500.00	2,550.00	2,550.00	13,000.00	13,000.00
32	Metallic Fittings and Valves	LS	1	5,000.00	5,000.00	6,500.00	6,500.00	13,000.00	13,000.00
33	Copper Tubing	LS	1	1,200.00	1,200.00	1,500.00	1,500.00	13,000.00	13,000.00
34	Concrete Structures	LS	1	25,000.00	25,000.00	32,000.00	32,000.00	13,000.00	13,000.00
VI. Payment and Performance Bond									
35	Payment and Performance Bond	LS	1	18,780.00	18,780.00	18,780.00	18,780.00	23,163.00	23,163.00
TOTAL, ALL IMPROVEMENTS.....					\$2,367,524.00		\$2,704,980.00		\$2,625,768.00
TOTAL, CAPITAL IRWD RECYCLED IMPROVEMENTS (BLENDS IN WEIGHTED BOND COSTS).....					\$187,348.00		\$197,450.00		\$201,780.00

August 28, 2017

Prepared by: J. Davis/T. Fournier

Submitted by: R. Jacobson/C. Clary

Approved by: Paul Cook

CONSENT CALENDAR

JULY 2017 TREASURY REPORTS

SUMMARY:

The following is submitted for the Board's information and approval:

- A. The Investment Summary Report for July 2017. This Investment Summary Report is in conformity with the 2017 Investment Policy and provides sufficient liquidity to meet estimated expenditures during the next six months, as outlined in Exhibit "A".
- B. The Summary of Fixed and Variable Debt as of July 31, 2017, as outlined in Exhibit "B"
- C. The Monthly Interest Rate Swap Summary as of July 31, 2017, as outlined in Exhibit "C".
- D. The July 31, 2017 Disbursement Summary of warrants 378596 through 379170, wire transfers, Workers' Compensation distributions, payroll withholding distributions, and voided checks in the total amount of \$49,693,221 as outlined in Exhibit "D".
- E. The Summary of Payroll ACH payments in the total amount of \$1,733,580, as outlined in Exhibit "E".
- F. The Disclosure Report of Reimbursements to Board Members and Staff for July 2017, detailing payments or reimbursements for individual charges of \$100.00 or more per transaction, as outlined in Exhibit "F".

FISCAL IMPACTS:

As of July 31, 2017, the book value of the investment portfolio was \$330,646,906, with a 1.06% rate of return and a market value of \$329,364,708. Based on the District's June 30, 2017 quarterly real estate investment rate of return of 14.59%, the weighted average return for the fixed income and real estate investments was 3.38%.

As of July 31, 2017, the outstanding principal amount of fixed and variable rate debt was \$692,435,000. The monthly weighted average all-in variable rate was 1.06%. Including the District's weighted average fixed rate bond issues of 3.70% and the previous month's negative cash accruals from fixed payer interest rate swaps, which hedge a portion of the District's variable rate debt, the total average debt rate was 3.47%.

As of July 31, 2017, the total notional amount of the interest rate swap portfolio was \$130 million of fixed payer swaps. Cash accrual in July from all swaps was negative \$531,616.

Payroll ACH payments totaled \$1,733,580, and wire transfers, all other ACH payments, and checks issued for debt service, accounts payable, payroll, and water purchases for July totaled \$49,693,221.

ENVIRONMENTAL COMPLIANCE:

This item is not a project as defined in the California Environmental Quality Act Code of Regulations, Title 14, Chapter 3, Section 15378.

COMMITTEE STATUS:

This item was not submitted to a Committee; however, the investment and interest rate swap reports are submitted to the Finance and Personnel Committee on a monthly basis.

RECOMMENDATION:

THAT THE BOARD RECEIVE AND FILE THE TREASURER'S INVESTMENT SUMMARY REPORT, THE SUMMARY OF FIXED AND VARIABLE RATE DEBT, THE MONTHLY INTEREST RATE SWAP SUMMARY FOR JULY 2017, AND DISCLOSURE REPORT OF REIMBURSEMENTS TO BOARD MEMBERS AND STAFF; APPROVE THE JULY 2017 SUMMARY OF PAYROLL ACH PAYMENTS IN THE TOTAL AMOUNT OF \$1,733,580 AND APPROVE THE JULY 2017 ACCOUNTS PAYABLE DISBURSEMENT SUMMARY OF WARRANTS 378596 THROUGH 379170, WORKERS' COMPENSATION DISTRIBUTIONS, WIRE TRANSFERS, PAYROLL WITHHOLDING DISTRIBUTIONS AND VOIDED CHECKS IN THE TOTAL AMOUNT OF \$49,693,221.

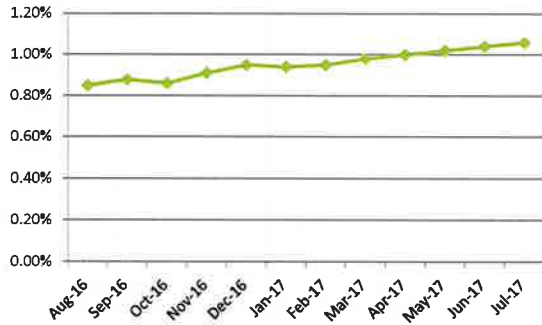
LIST OF EXHIBITS:

- Exhibit "A" – Investment Summary Report
- Exhibit "B" – Summary of Fixed and Variable Debt
- Exhibit "C" – Monthly Interest Rate Swap Summary
- Exhibit "D" – Monthly Summary of District Disbursements
- Exhibit "E" – Monthly Payroll ACH Summary
- Exhibit "F" – Disclosure of Reimbursements to Board Members and Staff

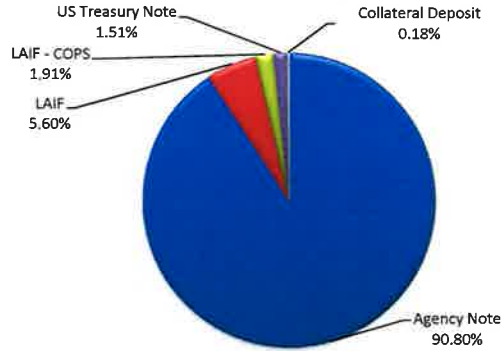
Exhibit "A"

Irvine Ranch Water District
Investment Portfolio Summary
July 2017

Monthly Fixed Income Yield



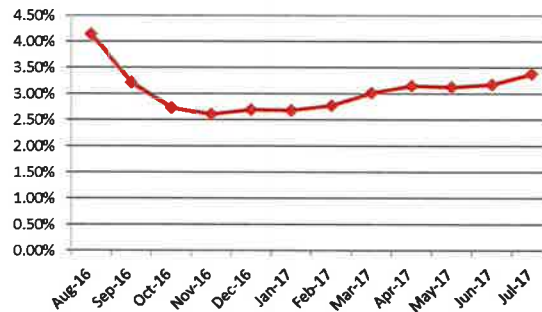
Portfolio Distribution



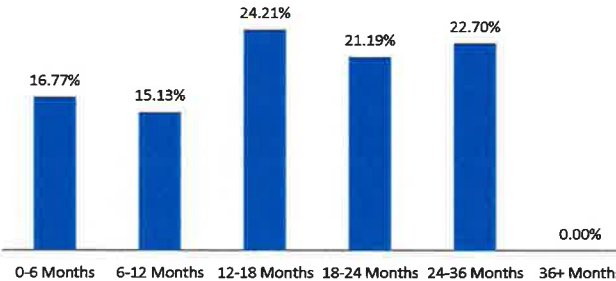
Investment Summary

Type	PAR	Book Value	Market Value
Agency Note	300,000,000	300,228,652	298,971,390
LAIF	18,500,000	18,500,000	18,484,755
LAIF - COPS	6,300,000	6,300,000	6,294,808
US Treasury Note	5,000,000	5,014,000	5,009,500
Collateral Deposit	604,255	604,255	604,255
Grand Total	330,404,255	330,646,906	329,364,708

Weighted Average Return Including Real Estate Portfolio



Maturity Distribution



Top Issuers

Issuer	PAR	% Portfolio
Fed Home Loan Bank	111,000,000	33.60%
Fed Home Loan Mortgage Corp	84,000,000	25.42%
Fed Farm Credit Bank	55,000,000	16.65%
Fed Natl Mortgage Assoc	50,000,000	15.13%
State of California Treasury - LAIF	24,800,000	7.51%
US Treasury Note	5,000,000	1.51%
Citi-Group Collateral	604,255	0.18%
Merrill Lynch Collateral	0	0.00%
Grand Total	330,404,255	100.00%

IRVINE RANCH WATER DISTRICT
INVESTMENT SUMMARY REPORT

07/31/17

SETTLMT	Call Schedule	Initial Call	Maturity Date	Rating	INVESTMENT TYPE	INSTITUTION / ISSUER	PAR Amount	COUPON DISCOUNT	YIELD	ORIGINAL COST	CARRY VALUE	MARKET VALUE ⁽¹⁾ 7/31/2017	UNREALIZED ⁽²⁾ GAIN/(LOSS)
03/06/17			08/01/17		LAIF	State of California Tsy.	\$18,500,000		1.040%	\$18,500,000.00	\$18,500,000.00	18,484,755.09	(15,244.91)
03/06/17			08/01/17		LAIF - COPS	State of California Tsy.	6,300,000		1.040%	\$6,300,000.00	\$6,300,000.00	6,294,808.49	(5,191.51)
11/05/15	N/A	N/A	08/28/17	Aaa/AA+/NR	FHLB - Note	Fed Home Loan Bank	5,000,000	0.750%	0.800%	4,995,500.00	4,999,816.47	4,998,650.00	(1,166.47)
09/16/15	N/A	N/A	09/15/17	Aaa/AA+/AAA	FHLMC - Note	Fed Home Loan Mortgage Corp	5,000,000	0.900%	0.915%	4,998,500.00	4,999,907.53	4,999,650.00	(257.53)
01/30/17	N/A	N/A	10/31/17	NR	US Treasury - Note	US Treasury	5,000,000	1.875%	0.743%	5,042,154.40	5,014,000.18	5,009,500.00	(4,500.18)
12/08/16	N/A	N/A	11/21/17	AAA/NR/NR	FHLB - Note	Fed Home Loan Bank	10,000,000	0.750%	0.866%	9,989,000.00	9,996,459.77	9,988,900.00	(7,559.77)
12/18/15	Continuous after	12/13/13	12/12/17	Aaa/AA+/NR	FFCB - Note	Fed Farm Credit Bank	5,000,000	0.820%	1.132%	4,969,500.00	4,994,404.83	4,995,750.00	1,345.17
04/22/16	N/A	N/A	01/29/18	Aaa/AA+/AAA	FHLMC - Note	Fed Home Loan Mortgage Corp	4,000,000	0.850%	0.856%	3,999,600.00	3,999,888.10	3,994,000.00	(5,888.10)
03/01/16	Quarterly	05/26/16	02/26/18	NR/AA+/AAA	FHLMC - Note	Fed Home Loan Mortgage Corp	5,000,000	1.050%	1.050%	5,000,000.00	5,000,000.00	4,993,850.00	(6,150.00)
03/23/16	N/A	N/A	03/23/18	Aaa/AA+/AAA	FHLMC - Note	Fed Home Loan Mortgage Corp	5,000,000	1.100%	0.908%	5,019,000.00	5,006,090.41	4,992,100.00	(13,990.41)
04/07/16	N/A	N/A	04/09/18	NA	FHLMC - Note	Fed Home Loan Mortgage Corp	5,000,000	0.750%	0.790%	4,996,000.00	4,998,628.42	4,983,550.00	(15,078.42)
05/16/16	N/A	N/A	05/16/18	Aaa/AA+/NR	FFCB - Note	Fed Farm Credit Bank	5,000,000	0.750%	0.801%	4,995,000.00	4,998,027.40	4,985,500.00	(12,527.40)
05/13/16	N/A	N/A	05/21/18	Aaa/AA+/AAA	FNMA - Note	Fed Natl Mortgage Assoc	5,000,000	0.875%	0.768%	5,010,700.00	5,004,248.10	4,984,450.00	(19,798.10)
05/24/16	N/A	N/A	06/08/18	Aaa/AA+/NR	FHLB - Note	Fed Home Loan Bank	11,000,000	1.250%	0.995%	11,056,540.00	11,023,602.60	10,999,340.00	(24,262.60)
06/29/16	N/A	N/A	06/29/18	Aaa/AA+/AAA	FHLMC - Note	Fed Home Loan Mortgage Corp	10,000,000	1.000%	0.679%	10,016,000.00	10,007,276.71	9,977,000.00	(30,276.71)
09/01/16	N/A	N/A	07/27/18	Aaa/AA+/AAA	FNMA - Note	Fed Natl Mortgage Assoc	5,000,000	0.750%	0.928%	4,983,250.00	4,991,311.24	4,973,000.00	(18,311.24)
12/21/16	One Time	08/15/17	08/15/18	Aaa/AA+/AAA	FHLMC - Note	Fed Home Loan Mortgage Corp	5,000,000	1.000%	1.245%	4,980,000.00	4,987,408.64	4,983,450.00	(3,958.64)
09/01/16	One Time	02/28/17	08/28/18	Aaa/AA+/NR	FHLB - Note	Fed Home Loan Bank	5,000,000	1.000%	1.000%	5,000,000.00	5,000,000.00	4,983,650.00	(16,350.00)
09/01/16	NA	NA	09/14/18	Aaa/AA+/NR	FHLB - Note	Fed Home Loan Bank	5,000,000	1.125%	0.916%	5,021,000.00	5,011,559.89	4,989,300.00	(22,259.89)
12/28/16	NA	NA	09/14/18	Aaa/AA+/NR	FHLB - Note	Fed Home Loan Bank	5,000,000	1.125%	1.225%	4,991,500.00	4,994,437.60	4,989,300.00	(5,137.60)
10/12/16	N/A	N/A	09/27/18	Aaa/AA+/NR	FHLB - Note	Fed Home Loan Bank	10,000,000	0.900%	0.952%	9,990,000.00	9,993,818.18	9,962,500.00	(31,318.18)
10/12/16	N/A	N/A	09/28/18	Aaa/AA+/AAA	FFCB - Note	Fed Farm Credit Bank	5,000,000	0.880%	0.942%	4,994,000.00	4,996,287.71	4,979,400.00	(16,887.71)
09/01/16	NA	NA	10/01/18	Aaa/AA+/NR	FFCB - Note	Fed Farm Credit Bank	5,000,000	1.030%	0.925%	5,010,750.00	5,006,025.66	4,986,850.00	(19,175.66)
10/12/16	N/A	N/A	10/12/18	Aaa/NR/NR	FFCB - Note	Fed Farm Credit Bank	10,000,000	1.000%	1.041%	9,992,000.00	9,994,991.78	9,947,200.00	(47,791.78)
10/12/16	N/A	N/A	11/27/18	Aaa/AA+/AAA	FNMA - Note	Fed Natl Mortgage Assoc	10,000,000	1.625%	0.956%	10,140,360.00	10,090,980.77	10,037,000.00	(53,980.77)
12/21/16	N/A	N/A	12/05/18	Aaa/AA+/AAA	FFCB - Note	Fed Farm Credit Bank	5,000,000	1.100%	1.319%	4,978,900.00	5,054,736.21	4,983,900.00	(70,836.21)
09/01/16	NA	NA	12/14/18	Aaa/AA+/NR	FHLB - Note	Fed Home Loan Bank	5,000,000	1.750%	0.941%	5,091,300.00	5,028,965.27	5,026,800.00	(2,165.27)
12/27/16	NA	NA	12/14/18	Aaa/AA+/NR	FHLB - Note	Fed Home Loan Bank	5,000,000	1.750%	1.320%	5,041,536.20	4,985,490.06	5,026,800.00	41,309.94
09/01/16	One Time	07/30/18	01/30/19	Aaa/AA+/AAA	FHLMC - Note	Fed Home Loan Mortgage Corp	5,000,000	0.950%	1.009%	4,993,000.00	4,995,653.80	4,966,500.00	(29,153.80)
10/26/16	One Time	07/30/18	01/30/19	Aaa/AA+/AAA	FHLMC - Note	Fed Home Loan Mortgage Corp	5,000,000	0.950%	1.035%	4,990,500.00	4,993,639.83	4,966,500.00	(27,139.83)
10/26/16	One Time	07/30/18	01/30/19	Aaa/AA+/AAA	FHLMC - Note	Fed Home Loan Mortgage Corp	5,000,000	0.950%	1.040%	4,990,000.00	4,993,305.08	4,966,500.00	(26,805.08)
10/12/16	Continuous after	02/12/18	02/12/19	Aaa/AA+/NR	FHLB - Note	Fed Home Loan Bank	10,000,000	1.050%	1.093%	9,990,000.00	9,993,200.47	9,943,300.00	(49,900.47)
09/01/16	NA	NA	03/08/19	Aaa/AA+/AAA	FHLB - Note	Fed Home Loan Bank	5,000,000	1.500%	0.964%	5,066,500.00	5,042,305.01	5,014,050.00	(28,255.01)
10/12/16	N/A	N/A	03/29/19	Aaa/AA+/AAA	FHLMC - Note	Fed Home Loan Mortgage Corp	5,000,000	1.050%	1.050%	4,999,950.00	4,999,965.20	4,967,300.00	(32,665.20)
10/12/16	N/A	N/A	04/15/19	Aaa/AA+/AAA	FHLMC - Note	Fed Home Loan Mortgage Corp	10,000,000	1.125%	0.992%	10,032,800.00	10,023,013.77	9,960,800.00	(62,213.77)
10/31/16	N/A	N/A	04/26/19	Aaa/AA+/AAA	FHLMC - Note	Fed Home Loan Mortgage Corp	5,000,000	1.050%	1.060%	4,998,750.00	4,999,126.24	4,968,200.00	(30,926.24)
09/01/16	One Time	08/28/17	05/28/19	Aaa/AA+/NR	FHLB - Note	Fed Home Loan Bank	5,000,000	1.030%	1.048%	4,997,550.00	4,998,369.12	4,958,050.00	(40,319.12)

IRVINE RANCH WATER DISTRICT
INVESTMENT SUMMARY REPORT

07/31/17

SETTLMT	Call Schedule	Initial Call	Maturity Date	Rating	INVESTMENT TYPE	INSTITUTION / ISSUER	PAR Amount	COUPON DISCOUNT	YIELD	ORIGINAL COST	CARRY VALUE	MARKET VALUE ⁽¹⁾ 7/31/2017	UNREALIZED ⁽²⁾ GAIN/(LOSS)
09/01/16	NA	NA	06/14/19	Aaa/AA+/NR	FHLB - Note	Fed Home Loan Bank	5,000,000	1.625%	0.987%	5,087,400.00	5,058,668.11	5,018,450.00	(40,218.11)
10/12/16	NA	NA	06/14/19	Aaa/AA+/NR	FHLB - Note	Fed Home Loan Bank	5,000,000	1.625%	1.103%	5,068,515.88	5,049,331.43	5,018,450.00	(30,881.43)
10/12/16	NA	NA	07/19/19	Aaa/AA+/AAA	FHLMC - Note	Fed Home Loan Mortgage Corp	5,000,000	0.875%	1.098%	4,969,652.90	4,977,855.63	4,948,850.00	(29,005.63)
09/01/16	NA	NA	07/26/19	Aaa/AA+/AAA	FNMA - Note	Fed Natl Mortgage Assoc	5,000,000	1.150%	1.180%	4,995,700.00	4,997,057.47	4,960,300.00	(36,757.47)
09/01/16	One Time	08/28/17	08/28/19	Aaa/AA+/AAA	FNMA - Note	Fed Natl Mortgage Assoc	5,000,000	1.150%	1.160%	4,998,500.00	4,998,959.21	4,932,700.00	(66,259.21)
09/01/16	NA	NA	08/28/19	Aaa/AA+/AAA	FNMA - Note	Fed Natl Mortgage Assoc	5,000,000	1.125%	1.132%	4,999,000.00	4,999,306.14	4,964,850.00	(34,456.14)
09/28/16	Quarterly	03/09/17	09/09/19	Aaa/AA+/AAA	FNMA - Note	Fed Natl Mortgage Assoc	5,000,000	1.125%	1.142%	4,997,500.00	4,998,211.31	4,958,650.00	(39,561.31)
09/28/16	Continuous after	12/27/16	09/27/19	Aaa/AA+/NR	FHLB - Note	Fed Home Loan Bank	5,000,000	1.250%	1.189%	5,001,500.00	5,001,079.07	4,955,000.00	(46,079.07)
10/12/16	Continuous after	10/03/17	10/03/19	Aaa/AA+/NR	FHLB - Note	Fed Home Loan Bank	10,000,000	1.125%	1.160%	9,989,780.00	9,992,349.12	9,899,700.00	(92,649.12)
10/12/16	Continuous after	10/11/17	10/11/19	Aaa/AA+/NR	FFCB - Note	Fed Farm Credit Bank	10,000,000	1.120%	1.205%	9,975,000.00	9,981,238.57	9,907,100.00	(74,138.57)
11/08/16	Quarterly	05/08/17	11/08/19	Aaa/AA+/NR	FNMA - Note	Fed Natl Mortgage Assoc	5,000,000	1.250%	1.245%	5,000,750.00	5,000,567.81	4,962,300.00	(38,267.81)
11/28/16	NA	NA	11/15/19	Aaa/AA+/NR	FHLB - Note	Fed Home Loan Bank	5,000,000	1.375%	1.440%	4,990,550.00	4,992,698.52	4,991,550.00	(1,148.52)
11/28/16	Quarterly	05/25/17	11/25/19	Aaa/AA+/NR	FNMA - Note	Fed Natl Mortgage Assoc	5,000,000	1.400%	1.503%	4,985,000.00	4,988,379.12	4,982,200.00	(6,179.12)
12/12/16	NA	NA	12/12/19	Aaa/AA+/NR	FFCB - Note	Fed Farm Credit Bank	5,000,000	1.450%	1.440%	5,001,450.00	5,001,142.50	4,995,200.00	(5,942.50)
12/21/16	NA	NA	12/19/19	Aaa/AA+/NR	FFCB - Note	Fed Farm Credit Bank	5,000,000	1.500%	1.621%	4,982,350.00	4,985,951.05	4,998,750.00	12,798.95
05/12/17	One Time	10/27/17	04/27/20	Aaa/AA+/AAA	FHLMC - Note	Fed Home Loan Mortgage Corp	5,000,000	1.750%	1.729%	5,003,000.00	5,002,914.76	5,004,250.00	1,335.24
SUB-TOTAL							<u>\$329,800.00</u>			<u>\$330,206,789.38</u>	<u>\$330,042,651.89</u>	<u>\$328,760,453.58</u>	<u>(\$1,282,198.30)</u>
RESTRICTED CASH (Swap Collateral Deposits)⁽⁴⁾													
04/01/17					Collateral Deposit	Citi-Group	\$604,255		1.160%	\$604,254.59	\$604,254.59	604,254.59	
					Collateral Deposit	Merrill Lynch							
SUB-TOTAL							<u>\$604,255</u>			<u>\$604,254.59</u>	<u>\$604,254.59</u>	<u>\$604,254.59</u>	
TOTAL INVESTMENTS							<u>\$330,404,255</u>			<u>\$330,811,043.97</u>	<u>\$330,646,906.48</u>	<u>\$329,364,708.17</u>	
				July	Petty Cash Ck Balance	Bank of America				3,400.00 (4,468,915.94)			
										<u>\$326,345,528.03</u>			

⁽¹⁾ LAIF market value is as of the most recent quarter-end as reported by LAIF.
⁽²⁾ Security market values are determined using Bank of New York ("Trading Prices"), Bloomberg and/or broker dealer pricing.

⁽³⁾ Gain (loss) calculated against carry value using the trading value provided by Bank of New York/or Brokers

⁽⁴⁾ Real estate rate of return is based on most recent quarter end return

⁽⁵⁾ Swap Collateral Deposits assumes 6 month maturity, dependent on interest rate changes

Outstanding Variable Rate Debt	\$291,900,000
Net Outstanding Variable Rate Debt (Less \$130 million fixed-payer swaps)	\$161,900,000
Investment Balance:	\$326,345,528
Investment to Variable Rate Debt Ratio:	202%
Portfolio - Average Number of Days To Maturity ⁽⁴⁾	472

	Investment Portfolio	Real Estate ⁽¹⁾ Portfolio	Weighted Avg. Return
July	1.06%	14.59%	3.38%
June	1.04%	14.59%	3.17%
Change	0.02%		0.21%

This Investment Summary Report is in conformity with the 2017 Investment Policy and provides sufficient liquidity to meet the next six months estimated expenditures.
*S - Step up

IRVINE RANCH WATER DISTRICT
SUMMARY OF MATURITIES

07/31/17

DATE	TOTAL	%	LAIF	Agency Notes	Agency Discount Notes	Collateral Deposit	US Treasury
07/17	\$24,800,000	7.51%	\$24,800,000				
08/17	5,000,000	1.51%		5,000,000			
09/17	5,000,000	1.51%		5,000,000			
10/17	5,000,000	1.51%					5,000,000
11/17	10,000,000	3.03%		10,000,000			
12/17	5,604,255	1.70%		5,000,000		604,255	
01/18	4,000,000	1.21%		4,000,000			
02/18	5,000,000	1.51%		5,000,000			
03/18	5,000,000	1.51%		5,000,000			
04/18	5,000,000	1.51%		5,000,000			
05/18	10,000,000	3.03%		10,000,000			
06/18	21,000,000	6.36%		21,000,000			
SUB-TOTAL	\$105,404,255	31.90%	\$24,800,000	\$75,000,000		\$604,255	\$5,000,000
13 Months - 3 YEARS							
7/01/18 - 10/31/2018	55,000,000	16.65%		55,000,000			
11/01/18 - 1/31/2019	25,000,000	7.57%		25,000,000			
2/01/19 - 4/30/2019	50,000,000	15.13%		50,000,000			
4/01/2019 - 7/31/19	25,000,000	7.57%		25,000,000			
8/01/19 - 10/31/2019	40,000,000	12.11%		40,000,000			
11/01/2019 - 1/31/2020	25,000,000	7.57%		25,000,000			
02/01/2020 - 04/30/2020	5,000,000	1.51%		5,000,000			
	-						
	-						
TOTALS	\$330,404,255	100.00%	\$24,800,000	\$300,000,000		\$604,255	\$5,000,000

% OF PORTFOLIO

7.51%

90.80%

0.18%

1.51%

Irvine Ranch Water District
 Summary of Real Estate
 6/30/2017

	<u>ACQUISITION DATE</u>	<u>PROPERTY TYPE</u>	<u>OWNERSHIP INTEREST</u>	<u>ORIGINAL COST</u>	<u>ESTIMATED MARKET VALUE 6/30/2017</u>	<u>RATE OF RETURN QUARTER ENDED 6/30/2017</u>
Sycamore Canyon	Dec-92	Apartments	Fee Simple	\$ 43,550,810	\$ 147,507,750	19.05%
Wood Canyon Villas	Jun-91	Apartments	Limited Partner	\$ 6,000,000	\$ 28,934,076	8.57%
ITC (230 Commerce)	Jul-03	Office Building	Fee Simple	\$ 5,739,845	\$ 9,571,680	9.09%
Waterworks Business Pk.	Nov-08	Research & Dev.	Fee Simple	\$ 8,630,577	\$ 7,803,000	5.94%
Sand Canyon Professional Center	Jul-12	Medical Office	Fee Simple	\$ 8,648,594	\$ 10,820,160	8.59%
				<u>\$ 72,569,826</u>	<u>\$ 204,636,666</u>	<u>14.59%</u>

IRVINE RANCH WATER DISTRICT INVESTMENT SUMMARY REPORT
INVESTMENT ACTIVITY
Jul-17

MATURITIES/SALES/CALLS

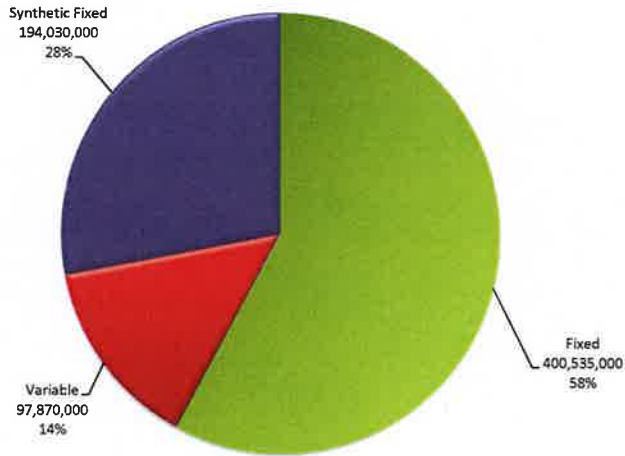
PURCHASES

DATE	SECURITY TYPE	PAR	YIELD	Settlement Date	Maturity Date	SECURITY TYPE	PAR	YIELD TO MATURITY
7/1/2017	FHLB - Discount Note	\$5,000,000	0.66%					
7/27/2017	FHLB - Discount Note	\$5,000,000	0.99%					

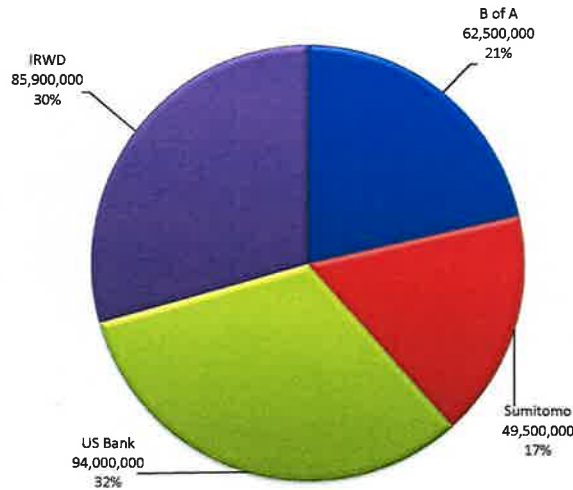
Exhibit "B"

Irvine Ranch Water District Summary of Fixed and Variable Rate Debt July 2017

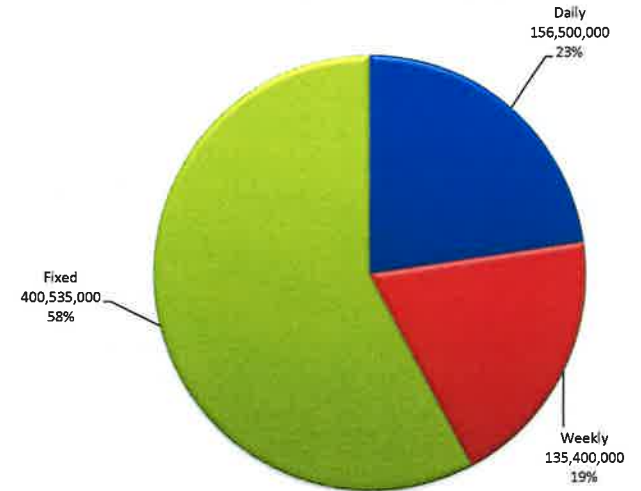
Current Debt Mix By Type



Letters of Credit / Support



Current Debt Rate Reset



Outstanding Par by Series

Series	Issue Date	Maturity Date	Remaining		Letter of Credit	Rmkt Agent	Mode	Reset
			Principal	Percent				
Series 1993	05/19/93	04/01/33	\$31,500,000	4.55%	US Bank	BAML	Variable	Daily
Series 2008-A Refunding	04/24/08	07/01/35	\$49,500,000	7.15%	Sumitomo	BAML	Variable	Weekly
Series 2011-A-1 Refunding	04/15/11	10/01/37	\$51,540,000	7.44%	IRWD	Goldman	Variable	Weekly
Series 2011-A-2 Refunding	04/15/11	10/01/37	\$34,360,000	4.96%	IRWD	Morgan	Variable	Weekly
Series 2009 - A	06/04/09	10/01/41	\$62,500,000	9.03%	US Bank	US Bank	Variable	Daily
Series 2009 - B	06/04/09	10/01/41	\$62,500,000	9.03%	B of A	Goldman	Variable	Daily
2010 Refunding Cops	02/23/10	03/01/20	\$5,390,000	0.78%	N/A	N/A	Fixed	Fixed
2016 COPS	09/01/16	03/01/46	\$116,745,000	16.86%	N/A	N/A	Fixed	Fixed
2010 Build America Taxable Bond	12/16/10	05/01/40	\$175,000,000	25.27%	N/A	N/A	Fixed	Fixed
Series 2016	10/12/16	02/01/46	\$103,400,000	14.93%	N/A	N/A	Fixed	Fixed
Total			\$692,435,000	100.00%				

IRVINE RANCH WATER DISTRICT
SUMMARY OF DEBT RATES
Jul-17

Rmkt Agent	GOLDMAN DAILY	GOLDMAN WEEKLY	MORGAN STANLEY WEEKLY	MERRILL LYNCH DAILY	MERRILL LYNCH WEEKLY	US BANK DAILY
Bond Issue	2009 - B	2011 A-1	2011 A-2	1993	2008-A	2009-A
Par Amount	62,500,000	51,540,000	34,360,000	31,500,000	49,500,000	62,500,000
Bank	BOFA	(SIFMA+7)	(SIFMA+7)	US BANK	Sumitomo	US BANK
Reset		Wednesday	Wednesday		Wednesday	
7/1/2017	0.73%	0.98%	0.98%	0.78%	0.88%	0.75%
7/2/2017	0.73%	0.98%	0.98%	0.78%	0.88%	0.75%
7/3/2017	0.70%	0.98%	0.98%	0.62%	0.88%	0.72%
7/4/2017	0.70%	0.98%	0.98%	0.62%	0.88%	0.72%
7/5/2017	0.60%	0.98%	0.98%	0.57%	0.88%	0.65%
7/6/2017	0.53%	0.93%	0.93%	0.53%	0.79%	0.58%
7/7/2017	0.53%	0.93%	0.93%	0.50%	0.79%	0.56%
7/8/2017	0.53%	0.93%	0.93%	0.50%	0.79%	0.56%
7/9/2017	0.53%	0.93%	0.93%	0.50%	0.79%	0.56%
7/10/2017	0.53%	0.93%	0.93%	0.50%	0.79%	0.54%
7/11/2017	0.53%	0.93%	0.93%	0.48%	0.79%	0.54%
7/12/2017	0.53%	0.93%	0.93%	0.48%	0.79%	0.52%
7/13/2017	0.53%	0.90%	0.90%	0.50%	0.76%	0.52%
7/14/2017	0.53%	0.90%	0.90%	0.50%	0.76%	0.52%
7/15/2017	0.53%	0.90%	0.90%	0.50%	0.76%	0.52%
7/16/2017	0.53%	0.90%	0.90%	0.50%	0.76%	0.52%
7/17/2017	0.53%	0.90%	0.90%	0.48%	0.76%	0.53%
7/18/2017	0.48%	0.90%	0.90%	0.48%	0.76%	0.53%
7/19/2017	0.48%	0.90%	0.90%	0.47%	0.76%	0.53%
7/20/2017	0.47%	0.89%	0.89%	0.50%	0.74%	0.51%
7/21/2017	0.50%	0.89%	0.89%	0.52%	0.74%	0.50%
7/22/2017	0.50%	0.89%	0.89%	0.52%	0.74%	0.50%
7/23/2017	0.50%	0.89%	0.89%	0.52%	0.74%	0.50%
7/24/2017	0.51%	0.89%	0.89%	0.54%	0.74%	0.51%
7/25/2017	0.53%	0.89%	0.89%	0.56%	0.74%	0.53%
7/26/2017	0.53%	0.89%	0.89%	0.56%	0.74%	0.55%
7/27/2017	0.55%	0.89%	0.89%	0.58%	0.77%	0.56%
7/28/2017	0.58%	0.89%	0.89%	0.58%	0.77%	0.58%
7/29/2017	0.58%	0.89%	0.89%	0.58%	0.77%	0.58%
7/30/2017	0.58%	0.89%	0.89%	0.58%	0.77%	0.58%
7/31/2017	0.58%	0.89%	0.89%	0.55%	0.77%	0.60%
Avg Interest Rates	0.55%	0.91%	0.91%	0.54%	0.78%	0.57%
Rmkt Fee	0.10%	0.13%	0.13%	0.10%	0.07%	0.07%
LOC Fee	0.40%			0.33%	0.32%	0.41%
All-in Rate	1.05%	1.04%	1.04%	0.97%	1.17%	1.05%
Par Amount		114,040,000	34,360,000		81,000,000	62,500,000

Interest Rate Mode	Percent of Total Variable Rate Debt	Par Outstanding	Weighted All-In Average Rate	Base Rate Average
Daily	53.61%	156,500,000	1.04%	0.56%
Weekly	46.39%	135,400,000	1.08%	0.86%
	100.00%	\$ 291,900,000	1.06%	0.70%
Fixed				
COPS 2010	1.35%	5,390,000	3.82%	
COPS 2016	29.15%	116,745,000	2.90%	
BABS 2010	43.69%	175,000,000	4.46%	(1)
SERIES 2016	25.82%	103,400,000	3.32%	
	100.00%	\$ 400,535,000	3.70%	
All-In Debt Rate Including \$130 Million Notional Amount of Swaps				3.47%

(1) Rate adjusted up from 4.35% as a result of sequestration reducing BAB's subsidy by 6.8%

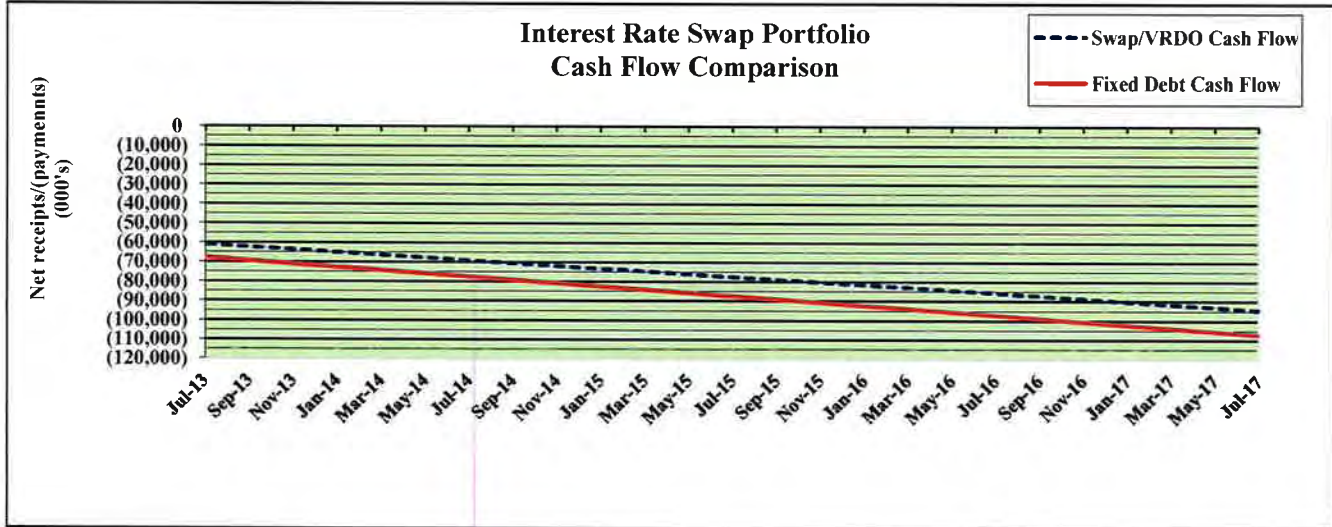
**IRVINE RANCH WATER DISTRICT
INTEREST RATE SWAP MONTHLY SUMMARY REPORT - DETAIL
July 31, 2017**

LIBOR Avg %	Prior Mo. 1.17%	Current Mo. 1.23%	12-Mo Avg 0.81%
-------------	--------------------	----------------------	--------------------

Current Fiscal Year Active Swaps								Cash Flow				(Since 6/06)	Mark to Market	
Effective Date	Maturity Date	Years to Maturity	Counter Party	Notional Amt	Type	Base Index	Fixed Rate	Prior Month	Current Month	Fiscal YTD	Cumulative Cash Flow	Current Mark to Market	Notional Difference	
Fixed Payer Swaps - By Effective Date														
6/4/2006	6/4/2019	1.8	ML	\$ 20,000,000	FXP	LIBOR	6.200%	(82,142)	(86,029)	\$ (86,029)	\$ (11,009,321)	\$ 16,910,630	\$ (3,089,370)	
6/4/2006	6/4/2019	1.8	CG	20,000,000	FXP	LIBOR	6.200%	(82,142)	(86,029)	(86,029)	(11,009,321)	18,294,241	(1,705,759)	
6/17/2006	6/17/2019	1.9	CG	30,000,000	FXP	LIBOR	6.140%	(121,103)	(127,185)	(127,185)	(16,329,842)	27,427,352	(2,572,648)	
3/10/2007	3/10/2029	11.6	ML	30,000,000	FXP	LIBOR	5.687%	(110,533)	(116,187)	(116,187)	(14,721,994)	14,732,175	(15,267,825)	
3/10/2007	3/10/2029	11.6	CG	30,000,000	FXP	LIBOR	5.687%	(110,533)	(116,187)	(116,187)	(14,721,994)	19,348,361	(10,651,639)	
Totals/Weighted Avgs		6.4		\$ 130,000,000			5.949%	\$ (506,453)	\$ (531,616)	\$ (531,616)	\$ (67,792,472)	\$ 96,712,759	\$ (33,287,241)	
Total Current Year Active Swaps				\$ 130,000,000				\$ (506,453)	\$ (531,616)	\$ (531,616)	\$ (67,792,472)	\$ 96,712,759	\$ (33,287,241)	

Current Fiscal Year Terminated Swaps								Cash Flow				Mark to Market	
Effective Date	Maturity Date		Counter Party	Notional Amt	Type	Base Index	Fixed Rate	Prior Month	Current Month	Fiscal YTD	Cumulative Cash Flow	Current Mark to Market	Notional Difference
Total Current Year Terminated Swaps								\$ -	\$ -	\$ -	\$ -	\$ -	\$ -

Current Fiscal Year - Total Swaps								Cash Flow				Mark to Market	
Prior Month	Current Month	Fiscal YTD	Cumulative Cash Flow	Current Mark to Market	Notional Difference								
\$ (506,453)	\$ (531,616)	\$ (531,616)	\$ (67,792,472)	\$ 96,712,759	\$ (33,287,241)								



Cash Flow Comparison Synthetic Fixed vs. Fixed Rate Debt	
Cash Flow to Date	
Synthetic Fixed =	\$94,380,957
Fixed Rate =	\$116,027,048
Assumptions:	
- Fixed rate debt issued at 5.10% in Jun-06, and 4.93% in Mar-07 (estimated TE rates - Bloomberg)	
- 'Synthetic' includes swap cash flow + interest + fees to date	

Exhibit "D"

IRWD Ledger Upgrade

Void Payment Register

Report Date: 04-AUG-2017 06:31

Include Zero Amount Payments: No
Display Payee Address: No

Period From: 01-JUL-17

Page: 1
To: 31-JUL-17
Date: Void Date

Bank: Bank of America N.A.

Branch: Los Angeles

Account: Checking AP and PR

Bank Account Currency: USD

Payment Currency: USD (US Dollar)

Payment Number	Date	Payee Name	Site	Address	Payment Amount	Void Date
Payment Document: IRWD CHECK						
375303	09-MAR-17	JAIYEN, RUDEEPORN	PAY		11.08	21-JUL-17
375330	09-MAR-17	MURALIDHAR, PRAVEEN	PAY		22.04	21-JUL-17
375346	09-MAR-17	PAYNE, NANCY C	PAY		107.31	25-JUL-17
375379	09-MAR-17	SONG, YUHONG	PAY		432.47	25-JUL-17
375434	09-MAR-17	Hoffman, Michael S (Mike)	HOME		109.83	06-JUL-17
375688	16-MAR-17	FOOTHILL BUSINESS ASSN	IRVINE		1,756.19	25-JUL-17
375712	16-MAR-17	OC PARKS RESERVATIONS AND P	PURCHASING		200.00	31-JUL-17
375836	20-MAR-17	LAM, TRAN	PAY		2,508.09	25-JUL-17
376048	23-MAR-17	WU, JUN	PAY		41.33	21-JUL-17
376100	30-MAR-17	ECKLUND, MARIELE	IRVINE		16.44	21-JUL-17
376111	30-MAR-17	HAGGINS, CASSANDRA	PAY		12.44	21-JUL-17
376124	30-MAR-17	JPI DEVELOPMENT GROUP INC.	PAY		702.53	25-JUL-17
376141	30-MAR-17	PARK, ESTELLE	PAY		22.87	21-JUL-17
376153	30-MAR-17	RODRIGUEZ, LIZZETTE	FULLERTON		18.58	21-JUL-17
376194	30-MAR-17	ZHANG, YI	PAY		25.99	21-JUL-17

Payment Document Subtotal 5,987.19

Bank Account Subtotal 5,987.19

Report Count: 15

Report Total 5,987.19 Voids

*** End of Report ***

IRWD Ledger Upgrade Payment Register For 01-JUL-17 To 31-JUL-17 Report Date: 04-AUG-2017 06:30
 BANK: Bank of America N.A. Branch : Los Angeles Account: Checking AP and PR Page: 1
 Bank Account Currency: USD (US Dollar) Payment Currency: USD (US Dollar)
 Payment Type: All Display Supplier Address: No

Payment Number	Sequence Num	Date	Supplier Name	Site	Payment Amount	Cleared Date	Cleared Amount	Status
Payment Document : IRWD CHECK								
378596		06-JUL-17	A AND Y COMPANY INC		82,777.30	12-JUL-17	82,777.30	Reconciled
378597		06-JUL-17	ACCESS TECHNOLOGIES, INC.		2,499.20	11-JUL-17	2,499.20	Reconciled
378598		06-JUL-17	ACCUSOURCE, INC.		817.35	19-JUL-17	817.35	Reconciled
378599		06-JUL-17	ALEXANDER'S CONTRACT SERVICES, INC.		114,338.59	12-JUL-17	114,338.59	Reconciled
378600		06-JUL-17	APEX LIFE SCIENCES, LLC		1,400.00	10-JUL-17	1,400.00	Reconciled
378601		06-JUL-17	ASSOCIATION OF CALIFORNIA WATER AGENCIES/JPIA		34,140.74	14-JUL-17	34,140.74	Reconciled
378602		06-JUL-17	AT&T		3,825.04	12-JUL-17	3,825.04	Reconciled
378603		06-JUL-17	AUTOZONE PARTS, INC.		231.57	10-JUL-17	231.57	Reconciled
378604		06-JUL-17	BEE EMERGENCY RESPONSE TEAM		525.00	11-JUL-17	525.00	Reconciled
378605		06-JUL-17	BEHRENS AND ASSOCIATES, INC.		2,474.00	11-JUL-17	2,474.00	Reconciled
378606		06-JUL-17	BRUCE NEWELL		1,250.00	12-JUL-17	1,250.00	Reconciled
378607		06-JUL-17	BURKE, WILLIAMS & SORENSEN, LLP		1,457.26	11-JUL-17	1,457.26	Reconciled
378608		06-JUL-17	C WELLS PIPELINE MATERIALS INC		479.49	11-JUL-17	479.49	Reconciled
378609		06-JUL-17	CALIFORNIA BARRICADE RENTAL, INC.		2,575.00	12-JUL-17	2,575.00	Reconciled
378610		06-JUL-17	CANON FINANCIAL SERVICES, INC		910.49	10-JUL-17	910.49	Reconciled
378611		06-JUL-17	CAPTIVE AUDIENCE MARKETING INC.		79.00	11-JUL-17	79.00	Reconciled
378612		06-JUL-17	CDW GOVERNMENT LLC		739.20	10-JUL-17	739.20	Reconciled
378613		06-JUL-17	CHARLES P CROWLEY COMPANY INC		6,984.13	14-JUL-17	6,984.13	Reconciled
378614		06-JUL-17	CLEARINGHOUSE		477.67	10-JUL-17	477.67	Reconciled
378615		06-JUL-17	CONDITION MONITORING SERVICES INC		2,770.00	10-JUL-17	2,770.00	Reconciled
378616		06-JUL-17	COX COMMUNICATIONS, INC.		256.24	11-JUL-17	256.24	Reconciled
378617		06-JUL-17	CSAC EXCESS INSURANCE AUTHORITY		1,091,931.00	13-JUL-17	1,091,931.00	Reconciled

IRWD Ledger Upgrade Payment Register For 01-JUL-17 To 31-JUL-17 Report Date: 04-AUG-2017 06:30
 BANK: Bank of America N.A. Branch : Los Angeles Account: Checking AP and PR Page: 2
 Bank Account Currency: USD (US Dollar) Payment Currency: USD (US Dollar)
 Payment Type: All Display Supplier Address: No

Payment Number	Sequence Num	Date	Supplier Name	Site	Payment Amount	Cleared Date	Cleared Amount	Status
Payment Document : IRWD CHECK								
378618		06-JUL-17	D & H WATER SYSTEMS INC.		8,959.87	13-JUL-17	8,959.87	Reconciled
378619		06-JUL-17	DE VAUL PAINT COMPANY		387.63	12-JUL-17	387.63	Reconciled
378620		06-JUL-17	DISCOUNT COURIER SERVICE		189.90	10-JUL-17	189.90	Reconciled
378621		06-JUL-17	DISCOVERY SCIENCE CENTER OF ORANGE COUNTY		15,405.06	13-JUL-17	15,405.06	Reconciled
378622		06-JUL-17	EMPLOYEE BENEFIT SPECIALIST, INC		2,470.00	11-JUL-17	2,470.00	Reconciled
378623		06-JUL-17	ENVIRONMENTAL ENGINEERING AND CONTRACTING, INC.		9,927.50	12-JUL-17	9,927.50	Reconciled
378624		06-JUL-17	EXECUTIVE LIGHTING & ELECTRIC		655.60	11-JUL-17	655.60	Reconciled
378625		06-JUL-17	FEDEX		172.98	11-JUL-17	172.98	Reconciled
378626		06-JUL-17	FIDELITY SECURITY LIFE INSURANCE COMPANY		6,666.02	12-JUL-17	6,666.02	Reconciled
378627		06-JUL-17	FIRST CHOICE SERVICES		1,065.27	11-JUL-17	1,065.27	Reconciled
378628		06-JUL-17	FISHER SCIENTIFIC COMPANY LLC		1,110.69	10-JUL-17	1,110.69	Reconciled
378629		06-JUL-17	GARZA INDUSTRIES, INC		2,585.16	10-JUL-17	2,585.16	Reconciled
378630		06-JUL-17	GJ AUTOMOTIVE EQUIPMENT CO INC		32.58	14-JUL-17	32.58	Reconciled

378631	06-JUL-17	GRAINGER		3,319.20	10-JUL-17	3,319.20	Reconciled
378632	06-JUL-17	GRAYBAR ELECTRIC COMPANY		377.95	10-JUL-17	377.95	Reconciled
378633	06-JUL-17	HACH COMPANY		2,082.96	10-JUL-17	2,082.96	Reconciled
378634	06-JUL-17	HARRINGTON INDUSTRIAL PLASTICS LLC		2,619.43	10-JUL-17	2,619.43	Reconciled
378635	06-JUL-17	HELPMATES STAFFING SERVICES		9,632.96	10-JUL-17	9,632.96	Reconciled
378636	06-JUL-17	HERITAGE FIELDS EL TORO, LLC		490,630.08	17-JUL-17	490,630.08	Reconciled
378637	06-JUL-17	HILL BROTHERS CHEMICAL COMPANY		3,395.41	11-JUL-17	3,395.41	Reconciled
378638	06-JUL-17	HOME DEPOT USA INC		2,209.31	12-JUL-17	2,209.31	Reconciled
378639	06-JUL-17	INDUSTRIAL ELECTRIC MACHINERY LLC		454.84	11-JUL-17	454.84	Reconciled

IRWD Ledger Upgrade Payment Register For 01-JUL-17 To 31-JUL-17 Report Date: 04-AUG-2017 06:30
 BANK: Bank of America N.A. Branch : Los Angeles Account: Checking AP and PR Page: 3
 Bank Account Currency: USD (US Dollar) Payment Currency: USD (US Dollar)
 Payment Type: All Display Supplier Address: No

Payment Number	Sequence Num	Date	Supplier Name	Site	Payment Amount	Cleared Date	Cleared Amount	Status
Payment Document : IRWD CHECK								
378640		06-JUL-17	IRVINE COMMUNITY DEVELOPMENT COMPANY LLC		51,503.01	14-JUL-17	51,503.01	Reconciled
378641		06-JUL-17	IRVINE PIPE & SUPPLY INC		1,553.80	10-JUL-17	1,553.80	Reconciled
378642		06-JUL-17	IRWD EMPLOYEE ASSOCIATION		1,370.00	21-JUL-17	1,370.00	Reconciled
378643		06-JUL-17	JOHN MICHAEL COVAS		191.70	17-JUL-17	191.70	Reconciled
378644		06-JUL-17	KILL-N-BUGS TERMITE AND PEST CONTROL SERVICES		1,725.00	13-JUL-17	1,725.00	Reconciled
378645		06-JUL-17	LA HABRA FENCE COMPANY INC		5,718.00	12-JUL-17	5,718.00	Reconciled
378646		06-JUL-17	LANDCARE HOLDINGS, INC.		1,422.48	11-JUL-17	1,422.48	Reconciled
378647		06-JUL-17	LINE-X OF SOUTH COAST		494.37	10-JUL-17	494.37	Reconciled
378648		06-JUL-17	MC MASTER CARR SUPPLY CO		214.54	10-JUL-17	214.54	Reconciled
378649		06-JUL-17	MOTION INDUSTRIES INC		547.29	10-JUL-17	547.29	Reconciled
378650		06-JUL-17	OLIN CORPORATION		2,913.92	10-JUL-17	2,913.92	Reconciled
378651		06-JUL-17	ONESOURCE DISTRIBUTORS LLC		8,082.69	10-JUL-17	8,082.69	Reconciled
378652		06-JUL-17	ORANGE COUNTY AUTO PARTS CO		68.39	10-JUL-17	68.39	Reconciled
378653		06-JUL-17	ORANGE COUNTY MOSQUITO AND VECTOR CONTROL DISTRICT		1,508.80	19-JUL-17	1,508.80	Reconciled
378654		06-JUL-17	ORANGE COUNTY SHERIFF'S OFFICE		62.50	12-JUL-17	62.50	Reconciled
378655		06-JUL-17	PERS LONG TERM CARE		878.66	12-JUL-17	878.66	Reconciled
378656		06-JUL-17	PLUMBERS DEPOT INC.		700.38	14-JUL-17	700.38	Reconciled
378657		06-JUL-17	PRAXAIR DISTRIBUTION INC		1,457.43	11-JUL-17	1,457.43	Reconciled
378658		06-JUL-17	REACH EMPLOYEE ASSISTANCE INC		971.60	10-JUL-17	971.60	Reconciled
378659		06-JUL-17	RED WING SHOE STORE		250.00	10-JUL-17	250.00	Reconciled
378660		06-JUL-17	RICHARD C. SLADE & ASSOCIATES LLC		33,676.90	25-JUL-17	33,676.90	Reconciled
378661		06-JUL-17	RINGCLEAR LLC		114.24	11-JUL-17	114.24	Reconciled

IRWD Ledger Upgrade Payment Register For 01-JUL-17 To 31-JUL-17 Report Date: 04-AUG-2017 06:30
 BANK: Bank of America N.A. Branch : Los Angeles Account: Checking AP and PR Page: 4
 Bank Account Currency: USD (US Dollar) Payment Currency: USD (US Dollar)
 Payment Type: All Display Supplier Address: No

Payment Number	Sequence Num	Date	Supplier Name	Site	Payment Amount	Cleared Date	Cleared Amount	Status
Payment Document : IRWD CHECK								
378662		06-JUL-17	ROYAL WHOLESALE ELECTRIC		1,192.73	11-JUL-17	1,192.73	Reconciled
378663		06-JUL-17	SCOTT HEALTH & SAFETY		122.84	11-JUL-17	122.84	Reconciled
378664		06-JUL-17	SEALS WEST PACKING CO.		997.33	12-JUL-17	997.33	Reconciled
378665		06-JUL-17	SOUTHERN CALIFORNIA EDISON COMPANY		607,724.71	10-JUL-17	607,724.71	Reconciled
378666		06-JUL-17	SPARKLETTS		359.77	13-JUL-17	359.77	Reconciled
378667		06-JUL-17	SPATIAL WAVE, INC.		1,100.00	11-JUL-17	1,100.00	Reconciled

378668	06-JUL-17	SUN-STAR ELECTRIC, INC.		11,235.35	14-JUL-17	11,235.35	Reconciled
378669	06-JUL-17	SUNSTATE EQUIPMENT CO		3,248.21	10-JUL-17	3,248.21	Reconciled
378670	06-JUL-17	TROPICAL PLAZA NURSERY INC		5,132.46	10-JUL-17	5,132.46	Reconciled
378671	06-JUL-17	TRUCPARCO		649.93	18-JUL-17	649.93	Reconciled
378672	06-JUL-17	URBAN WATER INSTITUTE INC		1,500.00	14-JUL-17	1,500.00	Reconciled
378673	06-JUL-17	UTILITY SYSTEMS SCIENCE & SOFTWARE INC.		9,937.15	11-JUL-17	9,937.15	Reconciled
378674	06-JUL-17	VEGA AMERICAS, INC		5,412.29	11-JUL-17	5,412.29	Reconciled
378675	06-JUL-17	VERIZON WIRELESS SERVICES LLC		3,124.64	11-JUL-17	3,124.64	Reconciled
378676	06-JUL-17	VHG LABS, INC		241.00	13-JUL-17	241.00	Reconciled
378677	06-JUL-17	VWR INTERNATIONAL, LLC		1,531.30	11-JUL-17	1,531.30	Reconciled
378678	06-JUL-17	WALTERS WHOLESALE ELECTRIC		5,411.94	11-JUL-17	5,411.94	Reconciled
378679	06-JUL-17	WAXIE'S ENTERPRISES, INC		371.74	10-JUL-17	371.74	Reconciled
378680	06-JUL-17	WCT PRODUCTS, INC.		260.35	18-JUL-17	260.35	Reconciled
378681	06-JUL-17	WEST COAST SAFETY SUPPLY INC		2,584.75	13-JUL-17	2,584.75	Reconciled
378682	06-JUL-17	WESTAMERICA COMMUNICATIONS, INC.		4,661.02	10-JUL-17	4,661.02	Reconciled
378683	06-JUL-17	WORKHORSE DIVING AND SALVAGE		40,450.00	13-JUL-17	40,450.00	Reconciled
378684	06-JUL-17	Hartoog, Jeremy		175.00	12-JUL-17	175.00	Reconciled
378685	06-JUL-17	Hoffman, Michael S (Mike)		109.83	28-JUL-17	109.83	Reconciled

IRWD Ledger Upgrade Payment Register For 01-JUL-17 To 31-JUL-17 Report Date: 04-AUG-2017 06:30
 BANK: Bank of America N.A. Branch : Los Angeles Account: Checking AP and PR Page: 5
 Bank Account Currency: USD (US Dollar) Payment Currency: USD (US Dollar)
 Payment Type: All Display Supplier Address: No

Payment Number	Sequence Num	Date	Supplier Name	Site	Payment Amount	Cleared Date	Cleared Amount	Status
Payment Document : IRWD CHECK								
378686		07-JUL-17	NATURAL COMMUNITIES COALITION	PURCHASE	3,250.00	13-JUL-17	3,250.00	Reconciled
378687		12-JUL-17	STATE WATER RESOURCES CONTROL BOARD	PO BOX 1888	194,145.30	13-JUL-17	194,145.30	Reconciled
378688		13-JUL-17	Amezcuca, Joshua E		130.00	18-JUL-17	130.00	Reconciled
378689		13-JUL-17	Cho, Harry K (Harry)		115.00	25-JUL-17	115.00	Reconciled
378690		13-JUL-17	Cortez, Malcolm A (Malcolm)		41.73			Negotiable
378691		13-JUL-17	Crowe, David M (David)		200.00	18-JUL-17	200.00	Reconciled
378692		13-JUL-17	Justice, Jack L (Jack)		88.00	24-JUL-17	88.00	Reconciled
378693		13-JUL-17	Perez, Jesus J (Jesus)		440.00	20-JUL-17	440.00	Reconciled
378694		13-JUL-17	Rutherford, Allan		83.00	17-JUL-17	83.00	Reconciled
378695		13-JUL-17	CANON SOLUTIONS AMERICA, INC.	CHICAGO	6,891.87	19-JUL-17	6,891.87	Reconciled
378696		13-JUL-17	A.J. KLEIN, INC. T. DENATALE, B. GOLDNER		466.00	17-JUL-17	466.00	Reconciled
378697		13-JUL-17	AIR TECHNOLOGY LABORATORIES		289.00	20-JUL-17	289.00	Reconciled
378698		13-JUL-17	ALL AMERICAN SEWER TOOLS		173.39	17-JUL-17	173.39	Reconciled
378699		13-JUL-17	ALL STAR GLASS		272.17	17-JUL-17	272.17	Reconciled
378700		13-JUL-17	ANIXTER INC		21,463.80	20-JUL-17	21,463.80	Reconciled
378701		13-JUL-17	APEX LIFE SCIENCES, LLC		1,715.00	19-JUL-17	1,715.00	Reconciled
378702		13-JUL-17	ARCADIS U.S., INC.		99,007.56	20-JUL-17	99,007.56	Reconciled
378703		13-JUL-17	ARCOS, STEVE		91.33	21-JUL-17	91.33	Reconciled
378704		13-JUL-17	ASHFORD, WALT		543.96	18-JUL-17	543.96	Reconciled
378705		13-JUL-17	AT&T		711.19	20-JUL-17	711.19	Reconciled
378706		13-JUL-17	AT&T		1,661.41	20-JUL-17	1,661.41	Reconciled
378707		13-JUL-17	AT&T		51.28	20-JUL-17	51.28	Reconciled
378708		13-JUL-17	AT&T		48.66	20-JUL-17	48.66	Reconciled
378709		13-JUL-17	AUTOZONE PARTS, INC.		390.36	18-JUL-17	390.36	Reconciled
378710		13-JUL-17	AVISTA TECHNOLOGIES, INC		8,747.68	18-JUL-17	8,747.68	Reconciled
378711		13-JUL-17	BATTERIES PLUS AND BATTERIES PLUS BULBS		638.90	24-JUL-17	638.90	Reconciled

IRWD Ledger Upgrade Payment Register For 01-JUL-17 To 31-JUL-17 Report Date: 04-AUG-2017 06:30
 BANK: Bank of America N.A. Branch : Los Angeles Account: Checking AP and PR Page: 6
 Bank Account Currency: USD (US Dollar) Payment Currency: USD (US Dollar)
 Payment Type: All Display Supplier Address: No

Payment Number	Sequence Num	Date	Supplier Name	Site	Payment Amount	Cleared Date	Cleared Amount	Status
Payment Document : IRWD CHECK								
378712		13-JUL-17	BELL TOWER FLORIST & GIFTS		322.13	28-JUL-17	322.13	Reconciled
378713		13-JUL-17	BIOMAGIC INC		17,105.53	21-JUL-17	17,105.53	Reconciled
378714		13-JUL-17	BOYD & ASSOCIATES		4,404.00	18-JUL-17	4,404.00	Reconciled
378715		13-JUL-17	BRITHINEE ELECTRIC		3,770.15	17-JUL-17	3,770.15	Reconciled
378716		13-JUL-17	CALIFORNIA BARRICADE RENTAL, INC.		5,457.50	18-JUL-17	5,457.50	Reconciled
378717		13-JUL-17	CANON FINANCIAL SERVICES, INC		1,312.40	19-JUL-17	1,312.40	Reconciled
378718		13-JUL-17	CANON SOLUTIONS AMERICA, INC.		6,761.72	19-JUL-17	6,761.72	Reconciled
378719		13-JUL-17	CDW GOVERNMENT LLC		252.85	20-JUL-17	252.85	Reconciled
378720		13-JUL-17	CHARLES P CROWLEY COMPANY INC		870.92	28-JUL-17	870.92	Reconciled
378721		13-JUL-17	CITY CIRCUIT BREAKERS		6,065.84	18-JUL-17	6,065.84	Reconciled
378722		13-JUL-17	CLARIS STRATEGY INC.		11,250.00	20-JUL-17	11,250.00	Reconciled
378723		13-JUL-17	CLEAN ENERGY		3,495.79	21-JUL-17	3,495.79	Reconciled
378724		13-JUL-17	COASTLINE EQUIPMENT COMPANY		469.43	18-JUL-17	469.43	Reconciled
378725		13-JUL-17	COMMERCIAL DOOR OF ORANGE COUNTY, INC.		2,263.00	18-JUL-17	2,263.00	Reconciled
378726		13-JUL-17	COUNTY OF ORANGE		1,675.00	20-JUL-17	1,675.00	Reconciled
378727		13-JUL-17	CRESCENT CHEMICAL CO.		1,137.36	18-JUL-17	1,137.36	Reconciled
378728		13-JUL-17	CULLIGAN OF SANTA ANA		5,014.25	17-JUL-17	5,014.25	Reconciled
378729		13-JUL-17	DATA CLEAN CORPORATION		542.00	19-JUL-17	542.00	Reconciled
378730		13-JUL-17	DEE JASPAR & ASSOCIATES, INC.		41,107.12	27-JUL-17	41,107.12	Reconciled
378731		13-JUL-17	ELITE EQUIPMENT, INC.		387.96	18-JUL-17	387.96	Reconciled
378732		13-JUL-17	EMD MILLIPORE CORPORATION		610.00	19-JUL-17	610.00	Reconciled
378733		13-JUL-17	ENVIRONMENTAL RESOURCE ASSOCIATES		304.14	19-JUL-17	304.14	Reconciled
378734		13-JUL-17	EXECUTIVE LIGHTING & ELECTRIC		1,384.59	18-JUL-17	1,384.59	Reconciled
378735		13-JUL-17	FEDEX		357.20	19-JUL-17	357.20	Reconciled
378736		13-JUL-17	FISHER SCIENTIFIC COMPANY LLC		7,898.83	17-JUL-17	7,898.83	Reconciled

IRWD Ledger Upgrade Payment Register For 01-JUL-17 To 31-JUL-17 Report Date: 04-AUG-2017 06:30
 BANK: Bank of America N.A. Branch : Los Angeles Account: Checking AP and PR Page: 7
 Bank Account Currency: USD (US Dollar) Payment Currency: USD (US Dollar)
 Payment Type: All Display Supplier Address: No

Payment Number	Sequence Num	Date	Supplier Name	Site	Payment Amount	Cleared Date	Cleared Amount	Status
Payment Document : IRWD CHECK								
378737		13-JUL-17	FLEET SOLUTIONS LLC		4,821.10	17-JUL-17	4,821.10	Reconciled
378738		13-JUL-17	FRONTIER CALIFORNIA INC.		51.47	20-JUL-17	51.47	Reconciled
378739		13-JUL-17	GE GRID SOLUTIONS, LLC		16,847.10	21-JUL-17	16,847.10	Reconciled
378740		13-JUL-17	GHD INC.		20,130.99	19-JUL-17	20,130.99	Reconciled
378741		13-JUL-17	GRAINGER		1,870.97	18-JUL-17	1,870.97	Reconciled
378742		13-JUL-17	GRAYBAR ELECTRIC COMPANY		44.61	17-JUL-17	44.61	Reconciled
378743		13-JUL-17	HACH COMPANY		210.77	19-JUL-17	210.77	Reconciled
378744		13-JUL-17	HAMILTON, KURT		1,471.98	19-JUL-17	1,471.98	Reconciled
378745		13-JUL-17	HARMSWORTH ASSOCIATES		3,249.00	24-JUL-17	3,249.00	Reconciled
378746		13-JUL-17	HARN R/O SYSTEMS, INC.		2,951.76	17-JUL-17	2,951.76	Reconciled
378747		13-JUL-17	HASLER INC.		5,010.00	21-JUL-17	5,010.00	Reconciled
378748		13-JUL-17	HCL LABELS, INC.		89.31	20-JUL-17	89.31	Reconciled
378749		13-JUL-17	HELP/SYSTEMS, LLC		2,710.00	17-JUL-17	2,710.00	Reconciled
378750		13-JUL-17	HELEMATES STAFFING SERVICES		8,455.54	17-JUL-17	8,455.54	Reconciled
378751		13-JUL-17	HERITAGE FIELDS EL TORO, LLC		1,013,656.20	21-JUL-17	1,013,656.20	Reconciled
378752		13-JUL-17	HILL BROTHERS CHEMICAL COMPANY		1,321.43	18-JUL-17	1,321.43	Reconciled
378753		13-JUL-17	HOME DEPOT USA INC		113.44	19-JUL-17	113.44	Reconciled
378754		13-JUL-17	IBM CORPORATION		925.00	17-JUL-17	925.00	Reconciled
378755		13-JUL-17	IRWD-PETTY CASH CUSTODIAN		961.22	17-JUL-17	961.22	Reconciled
378756		13-JUL-17	J GINGER MANSORY, LP		865.41	17-JUL-17	865.41	Reconciled
378757		13-JUL-17	JCI JONES CHEMICALS INC		2,923.83	19-JUL-17	2,923.83	Reconciled

378758	13-JUL-17	JIG CONSULTANTS		8,280.00	18-JUL-17	8,280.00	Reconciled
378759	13-JUL-17	KENNY THE PRINTER		255.88	17-JUL-17	255.88	Reconciled
378760	13-JUL-17	KTGY GROUP, INC.		1,070.00	17-JUL-17	1,070.00	Reconciled
378761	13-JUL-17	LA HABRA FENCE COMPANY INC		1,548.00	20-JUL-17	1,548.00	Reconciled
378762	13-JUL-17	LANDCARE HOLDINGS, INC.		65,879.00	20-JUL-17	65,879.00	Reconciled
378763	13-JUL-17	LCS TECHNOLOGIES, INC.		7,965.00	24-JUL-17	7,965.00	Reconciled
378764	13-JUL-17	LU'S LIGHTHOUSE, INC.		117.71	19-JUL-17	117.71	Reconciled
378765	13-JUL-17	MARK COMPANY		8,833.00	17-JUL-17	8,833.00	Reconciled

IRWD Ledger Upgrade
 BANK: Bank of America N.A. Branch : Los Angeles
 Bank Account Currency: USD (US Dollar)
 Payment Type: All

Payment Register For 01-JUL-17 To 31-JUL-17 Report Date: 04-AUG-2017 06:30
 Account: Checking AP and PR Page: 8
 Payment Currency: USD (US Dollar)
 Display Supplier Address: No

Payment Number	Sequence Num	Date	Supplier Name	Site	Payment Amount	Cleared Date	Cleared Amount	Status
Payment Document : IRWD CHECK								
378766		13-JUL-17	MBC APPLIED ENVIRONMENTAL SCIENCES		1,300.00	21-JUL-17	1,300.00	Reconciled
378767		13-JUL-17	MC MASTER CARR SUPPLY CO		37.65	18-JUL-17	37.65	Reconciled
378768		13-JUL-17	MOBILE MODULAR MANAGEMENT CORPORATION		1,018.24	17-JUL-17	1,018.24	Reconciled
378769		13-JUL-17	MSDSONLINE, INC.		2,115.00	20-JUL-17	2,115.00	Reconciled
378770		13-JUL-17	MUNICIPAL MAINTENANCE EQUIPMENT INC		17,003.18	20-JUL-17	17,003.18	Reconciled
378771		13-JUL-17	MUNICIPAL WATER DISTRICT OF ORANGE COUNTY		21,312.20	18-JUL-17	21,312.20	Reconciled
378772		13-JUL-17	MUTUAL PROPANE		120.68	17-JUL-17	120.68	Reconciled
378773		13-JUL-17	NATURES IMAGE INC		743.83	17-JUL-17	743.83	Reconciled
378774		13-JUL-17	NEW RESOURCES GROUP INC		627.00	18-JUL-17	627.00	Reconciled
378775		13-JUL-17	NMG GEOTECHNICAL INC		6,690.00			Negotiable
378776		13-JUL-17	NORMAN S. WRIGHT CLIMATEC MECHANICAL EQUIPMENT		7,434.75	19-JUL-17	7,434.75	Reconciled
378777		13-JUL-17	NOSSAMAN LLP		15,157.17	19-JUL-17	15,157.17	Reconciled
378778		13-JUL-17	OCTA		538.00	18-JUL-17	538.00	Reconciled
378779		13-JUL-17	OLIN CORPORATION		15,164.68	21-JUL-17	15,164.68	Reconciled
378780		13-JUL-17	ONESOURCE		9,206.99	17-JUL-17	9,206.99	Reconciled
378781		13-JUL-17	DISTRIBUTORS LLC					
378781		13-JUL-17	ORANGE COUNTY FIRE AUTHORITY		94.60	18-JUL-17	94.60	Reconciled
378782		13-JUL-17	OUTSOURCE		25,060.00	18-JUL-17	25,060.00	Reconciled
378783		13-JUL-17	TECHNICAL LLC					
378783		13-JUL-17	PACIFIC COAST BOLT CORP		2,462.09	18-JUL-17	2,462.09	Reconciled
378784		13-JUL-17	PAPER DEPOT DOCUMENT DESTRUCTION LLC		720.00	21-JUL-17	720.00	Reconciled
378785		13-JUL-17	PILLSBURY WINTHROP SHAW PITTMAN LLP		5,642.00	17-JUL-17	5,642.00	Reconciled
378786		13-JUL-17	POLLARDWATER.COM		1,564.53	17-JUL-17	1,564.53	Reconciled
378787		13-JUL-17	PROCARE WORK INJURY CENTER		263.45	18-JUL-17	263.45	Reconciled
378788		13-JUL-17	PRUDENTIAL OVERALL SUPPLY		7,010.57	18-JUL-17	7,010.57	Reconciled

IRWD Ledger Upgrade
 BANK: Bank of America N.A. Branch : Los Angeles
 Bank Account Currency: USD (US Dollar)
 Payment Type: All

Payment Register For 01-JUL-17 To 31-JUL-17 Report Date: 04-AUG-2017 06:30
 Account: Checking AP and PR Page: 9
 Payment Currency: USD (US Dollar)
 Display Supplier Address: No

Payment Number	Sequence Num	Date	Supplier Name	Site	Payment Amount	Cleared Date	Cleared Amount	Status
Payment Document : IRWD CHECK								
378789		13-JUL-17	RAINBOW DISPOSAL CO INC		357.36	19-JUL-17	357.36	Reconciled
378790		13-JUL-17	RAM AIR ENGINEERING INC		7,245.42	18-JUL-17	7,245.42	Reconciled
378791		13-JUL-17	REED, JAMES D		1,977.00	20-JUL-17	1,977.00	Reconciled
378792		13-JUL-17	RELIANCE SAFETY CONSULTANTS, INC.		2,500.00	21-JUL-17	2,500.00	Reconciled
378793		13-JUL-17	RINCON TRUCK CENTER INC.		188.20	18-JUL-17	188.20	Reconciled
378794		13-JUL-17	RITWAY AUTO PAINT & BODYWORKS		4,234.12	17-JUL-17	4,234.12	Reconciled
378795		13-JUL-17	ROSEDALE - RIO BRAVO WATER STORAGE DISTRICT		160,412.55	28-JUL-17	160,412.55	Reconciled
378796		13-JUL-17	ROYAL WHOLESALE		205.69	17-JUL-17	205.69	Reconciled

378797	13-JUL-17	ELECTRIC SANTA ANA BLUE PRINT	624.16	20-JUL-17	624.16	Reconciled
378798	13-JUL-17	SCHINDLER ELEVATOR CORPORATION	202.95	20-JUL-17	202.95	Reconciled
378799	13-JUL-17	SCOTT HEALTH & SAFETY	509.20	19-JUL-17	509.20	Reconciled
378800	13-JUL-17	SEPARATION PROCESSES INC	957.00	17-JUL-17	957.00	Reconciled
378801	13-JUL-17	SIRIUS COMPUTER SOLUTIONS INC	19,104.00	21-JUL-17	19,104.00	Reconciled
378802	13-JUL-17	SOUTH COAST ANSWERING SERVICE	583.77	19-JUL-17	583.77	Reconciled
378803	13-JUL-17	SOUTH COAST WATER CO.	40.00	17-JUL-17	40.00	Reconciled
378804	13-JUL-17	SOUTHERN CALIFORNIA EDISON COMPANY	268,135.64	18-JUL-17	268,135.64	Reconciled
378805	13-JUL-17	SOUTHERN CALIFORNIA SECURITY CENTERS, INC.	189.10	18-JUL-17	189.10	Reconciled
378806	13-JUL-17	STATE BOARD OF EQUALIZATION	1,947.00	20-JUL-17	1,947.00	Reconciled
378807	13-JUL-17	THE GAS COMPANY	520.82	25-JUL-17	520.82	Reconciled
378808	13-JUL-17	THYSSENKRUPP ELEVATOR CORPORATION	371.67	17-JUL-17	371.67	Reconciled
378809	13-JUL-17	TROPICAL PLAZA NURSERY INC	1,073.69	17-JUL-17	1,073.69	Reconciled
378810	13-JUL-17	TRUCPARCO	899.37	24-JUL-17	899.37	Reconciled

IRWD Ledger Upgrade Payment Register For 01-JUL-17 To 31-JUL-17 Report Date: 04-AUG-2017 06:30
 BANK: Bank of America N.A. Branch : Los Angeles Account: Checking AP and PR Page: 10
 Bank Account Currency: USD (US Dollar) Payment Currency: USD (US Dollar)
 Payment Type: All Display Supplier Address: No

Payment Number	Sequence Num	Date	Supplier Name	Site	Payment Amount	Cleared Date	Cleared Amount	Status
Payment Document : IRWD CHECK								
378811		13-JUL-17	TYCO INTEGRATED SECURITY, LLC		3,704.47	19-JUL-17	3,704.47	Reconciled
378812		13-JUL-17	ULTRA SCIENTIFIC		240.85	19-JUL-17	240.85	Reconciled
378813		13-JUL-17	UNDERGROUND SERVICE ALERT OF SOUTHERN CALIFORNIA		1,062.00	24-JUL-17	1,062.00	Reconciled
378814		13-JUL-17	UNITED PARCEL SERVICE INC		150.45	18-JUL-17	150.45	Reconciled
378815		13-JUL-17	UNITED SITE SERVICES OF CALIFORNIA INC		478.06	18-JUL-17	478.06	Reconciled
378816		13-JUL-17	UNITED STATES POST OFFICE		25,000.00	20-JUL-17	25,000.00	Reconciled
378817		13-JUL-17	VERTECH INDUSTRIAL SYSTEMS, LLC		22,682.59	25-JUL-17	22,682.59	Reconciled
378818		13-JUL-17	WACO FILTERS CORPORATION		6,652.06	20-JUL-17	6,652.06	Reconciled
378819		13-JUL-17	WALTERS WHOLESALE ELECTRIC		3,035.95	18-JUL-17	3,035.95	Reconciled
378820		13-JUL-17	WASTE MANAGEMENT OF ORANGE COUNTY		5,295.72	18-JUL-17	5,295.72	Reconciled
378821		13-JUL-17	WATERSMART SOFTWARE, INC		13,597.50	19-JUL-17	13,597.50	Reconciled
378822		13-JUL-17	WATERWISE CONSULTING, INC.		1,500.00	17-JUL-17	1,500.00	Reconciled
378823		13-JUL-17	WAXIE'S ENTERPRISES, INC		901.41	18-JUL-17	901.41	Reconciled
378824		13-JUL-17	WCT PRODUCTS, INC.		144.84	18-JUL-17	144.84	Reconciled
378825		13-JUL-17	WECK LABORATORIES INC		510.00	21-JUL-17	510.00	Reconciled
378826		13-JUL-17	WEST COAST SAFETY SUPPLY INC		5,565.95	24-JUL-17	5,565.95	Reconciled
378827		13-JUL-17	WESTAMERICA COMMUNICATIONS, INC.		3,307.00	17-JUL-17	3,307.00	Reconciled
378828		13-JUL-17	WIRELESS WATCHDOGS, LLC		616.00	18-JUL-17	616.00	Reconciled
378829		13-JUL-17	YP LLC		125.00	19-JUL-17	125.00	Reconciled
378830		20-JUL-17	Bennett, Ray R (Ray)		232.57	24-JUL-17	232.57	Reconciled
378831		20-JUL-17	Daniel, Matthew (Matthew)		386.68			Negotiable
378832		20-JUL-17	Johnson, Dane		137.86			Negotiable
378833		20-JUL-17	Joseph, Brandon		172.00			Negotiable
378834		20-JUL-17	Mroczek, Michael		193.32	21-JUL-17	193.32	Reconciled

IRWD Ledger Upgrade Payment Register For 01-JUL-17 To 31-JUL-17 Report Date: 04-AUG-2017 06:30
 BANK: Bank of America N.A. Branch : Los Angeles Account: Checking AP and PR Page: 11
 Bank Account Currency: USD (US Dollar) Payment Currency: USD (US Dollar)
 Payment Type: All Display Supplier Address: No

Cleared

Payment Number	Sequence Num	Date	Supplier Name	Site	Payment Amount	Date	Cleared Amount	Status
Payment Document : IRWD CHECK								
378835		20-JUL-17	O'Neill, Owen H		31.31			Negotiable
378836		20-JUL-17	Oldewage, Lars D (Lars)		49.38	25-JUL-17	49.38	Reconciled
378837		20-JUL-17	Olivolo, Eric J (Eric)		80.00	27-JUL-17	80.00	Reconciled
378838		20-JUL-17	Perez, David M (David)		225.00			Negotiable
378839		20-JUL-17	Roney, Jenny Lauren		1,855.98	20-JUL-17	1,855.98	Reconciled
378840		20-JUL-17	AAF INTERNATIONAL		1,339.39	24-JUL-17	1,339.39	Reconciled
378841		20-JUL-17	AIRGAS, INC.		221.13	24-JUL-17	221.13	Reconciled
378842		20-JUL-17	APEX LIFE SCIENCES, LLC		1,102.52	24-JUL-17	1,102.52	Reconciled
378843		20-JUL-17	ARCHITERRA INC.		14,840.54			Negotiable
378844		20-JUL-17	AT&T		3,783.65	25-JUL-17	3,783.65	Reconciled
378845		20-JUL-17	ATHENS SERVICES		7,136.75	27-JUL-17	7,136.75	Reconciled
378846		20-JUL-17	AYALA-GONZALEZ, CARLOS		426.27			Negotiable
378847		20-JUL-17	BANK OF NEW YORK MELLON TRUST COMPANY NA		3,750.00			Negotiable
378848		20-JUL-17	BAY AREA TRENCHERS, INC.		663.22	24-JUL-17	663.22	Reconciled
378849		20-JUL-17	BC WIRE ROPE & RIGGING		169.91	24-JUL-17	169.91	Reconciled
378850		20-JUL-17	BIGWIG MONSTER, LLC		39,120.00			Negotiable
378851		20-JUL-17	BORCHARD SURVEYING & MAPPING, INC.		4,105.00	31-JUL-17	4,105.00	Reconciled
378852		20-JUL-17	BROOKS APPLIED LABS, LLC		5,248.75			Negotiable
378853		20-JUL-17	BSI SERVICES AND SOLUTIONS (WEST), INC.		1,697.50			Negotiable
378854		20-JUL-17	BURLINGTON SAFETY LABORATORY OF CALIFORNIA INC		751.25	24-JUL-17	751.25	Reconciled
378855		20-JUL-17	C WELLS PIPELINE MATERIALS INC		2,973.90	27-JUL-17	2,973.90	Reconciled
378856		20-JUL-17	CALIFORNIA BARRICADE RENTAL, INC.		9,480.00	24-JUL-17	9,480.00	Reconciled
378857		20-JUL-17	CAMERON, JOHN		30.04			Negotiable
378858		20-JUL-17	CANON FINANCIAL SERVICES, INC		1,513.17	24-JUL-17	1,513.17	Reconciled

IRWD Ledger Upgrade
 BANK: Bank of America N.A. Branch : Los Angeles
 Bank Account Currency: USD (US Dollar)
 Payment Type: All
 Payment Register For 01-JUL-17 To 31-JUL-17
 Account: Checking AP and PR
 Payment Currency: USD (US Dollar)
 Display Supplier Address: No
 Report Date: 04-AUG-2017 06:30
 Page: 12

Payment Number	Sequence Num	Date	Supplier Name	Site	Payment Amount	Cleared Date	Cleared Amount	Status
Payment Document : IRWD CHECK								
378859		20-JUL-17	CANON SOLUTIONS AMERICA, INC.		1,378.76	24-JUL-17	1,378.76	Reconciled
378860		20-JUL-17	CAROLLO ENGINEERS, INC		5,595.50	31-JUL-17	5,595.50	Reconciled
378861		20-JUL-17	CEMEX, INC.		1,386.31	24-JUL-17	1,386.31	Reconciled
378862		20-JUL-17	CHEM TECH INTERNATIONAL INC		33,171.60	31-JUL-17	33,171.60	Reconciled
378863		20-JUL-17	CHEN, HONGLING		26.28			Negotiable
378864		20-JUL-17	CITIGROUP GLOBAL MARKETS INC.		1,851.16			Negotiable
378865		20-JUL-17	CITY OF IRVINE		896.00	27-JUL-17	896.00	Reconciled
378866		20-JUL-17	CLA-VAL COMPANY		2,395.59	24-JUL-17	2,395.59	Reconciled
378867		20-JUL-17	COMMERCIAL COATING RESOURCE INC		2,775.00			Negotiable
378868		20-JUL-17	COMMERCIAL DOOR OF ORANGE COUNTY, INC.		6,882.00			Negotiable
378869		20-JUL-17	COUNTY OF ORANGE		215.00	27-JUL-17	215.00	Reconciled
378870		20-JUL-17	COUNTY OF ORANGE		26,418.60			Negotiable
378871		20-JUL-17	CR & R INCORPORATED		288.70			Negotiable
378872		20-JUL-17	CSAC EXCESS INSURANCE AUTHORITY		4,258.00	24-JUL-17	4,258.00	Reconciled
378873		20-JUL-17	CULLIGAN OF SANTA ANA		2,005.70	25-JUL-17	2,005.70	Reconciled
378874		20-JUL-17	DAUN, ROBERT T		7.07			Negotiable
378875		20-JUL-17	DAVIS FARR LLP		2,500.00	25-JUL-17	2,500.00	Reconciled
378876		20-JUL-17	DDB ENGINEERING, INC.		13,884.98	25-JUL-17	13,884.98	Reconciled
378877		20-JUL-17	DE ANGELO, MAGGIE		97.07	24-JUL-17	97.07	Reconciled
378878		20-JUL-17	DEE JASPAR & ASSOCIATES, INC.		13,478.80	27-JUL-17	13,478.80	Reconciled
378879		20-JUL-17	DELL MARKETING LP		190.81	24-JUL-17	190.81	Reconciled
378880		20-JUL-17	DELLE DONNE, CRAIG		10.15			Negotiable

378881	20-JUL-17	DISCOUNT COURIER SERVICE		91.32	24-JUL-17	91.32	Reconciled
378882	20-JUL-17	EMEDCO		467.45			Negotiable
378883	20-JUL-17	ENVIRONMENTAL RESOURCE ASSOCIATES		1,020.26			Negotiable
378884	20-JUL-17	ESPER, ELI		298.56	25-JUL-17	298.56	Reconciled
378885	20-JUL-17	EUROFINS EATON ANALYTICAL, INC.		300.00	24-JUL-17	300.00	Reconciled
378886	20-JUL-17	EVANS-HYDRO INC		2,490.00	25-JUL-17	2,490.00	Reconciled

IRWD Ledger Upgrade
 BANK: Bank of America N.A. Branch : Los Angeles
 Bank Account Currency: USD (US Dollar)
 Payment Type: All

Payment Register For 01-JUL-17 To 31-JUL-17
 Account: Checking AP and PR
 Payment Currency: USD (US Dollar)
 Display Supplier Address: No

Report Date: 04-AUG-2017 06:30
 Page: 13

Payment Number	Sequence Num	Date	Supplier Name	Site	Payment Amount	Cleared Date	Cleared Amount	Status
Payment Document : IRWD CHECK								
378887		20-JUL-17	EVERGREEN INVESTMENT CAPITAL, LLC		759.00			Negotiable
378888		20-JUL-17	FARRELL & ASSOCIATES		243.18	25-JUL-17	243.18	Reconciled
378889		20-JUL-17	FEDEX		89.12	24-JUL-17	89.12	Reconciled
378890		20-JUL-17	FRONTIER CALIFORNIA INC.		476.16	27-JUL-17	476.16	Reconciled
378891		20-JUL-17	GESKE, DAVID		4.22			Negotiable
378892		20-JUL-17	GHD INC.		8,268.60			Negotiable
378893		20-JUL-17	GMU GEOTECHNICAL INC		7,826.25	25-JUL-17	7,826.25	Reconciled
378894		20-JUL-17	GRAINGER		5,132.89	24-JUL-17	5,132.89	Reconciled
378895		20-JUL-17	GRAYBAR ELECTRIC COMPANY		1,034.46	24-JUL-17	1,034.46	Reconciled
378896		20-JUL-17	HACH COMPANY		8,158.84	24-JUL-17	8,158.84	Reconciled
378897		20-JUL-17	HAMADA, JAMES		72.29			Negotiable
378898		20-JUL-17	HARRINGTON INDUSTRIAL PLASTICS LLC		3,595.07	24-JUL-17	3,595.07	Reconciled
378899		20-JUL-17	HAWKINS DELAFIELD & WOOD LLP		14,225.00	28-JUL-17	14,225.00	Reconciled
378900		20-JUL-17	HDR ENGINEERING INC		2,124.82	24-JUL-17	2,124.82	Reconciled
378901		20-JUL-17	HELPMATES STAFFING SERVICES		12,310.70	25-JUL-17	12,310.70	Reconciled
378902		20-JUL-17	HERITAGE FIELDS EL TORO, LLC		305,862.80			Negotiable
378903		20-JUL-17	HICKS, DAN		22.48			Negotiable
378904		20-JUL-17	HILL BROTHERS CHEMICAL COMPANY		14,365.64	28-JUL-17	14,365.64	Reconciled
378905		20-JUL-17	HOME DEPOT USA INC		177.76	25-JUL-17	177.76	Reconciled
378906		20-JUL-17	IDENTICARD SYSTEMS WORLDWIDE		896.81			Negotiable
378907		20-JUL-17	IDEXX DISTRIBUTION, INC		9,299.71	24-JUL-17	9,299.71	Reconciled
378908		20-JUL-17	INDUSTRIAL ELECTRIC MACHINERY LLC		1,913.53	25-JUL-17	1,913.53	Reconciled
378909		20-JUL-17	INDUSTRIAL METAL SUPPLY CO		75.24	25-JUL-17	75.24	Reconciled
378910		20-JUL-17	IRON MOUNTAIN INFORMATION MANAGEMENT INC		1,404.49	24-JUL-17	1,404.49	Reconciled
378911		20-JUL-17	IRVINE PIPE & SUPPLY INC		708.94	24-JUL-17	708.94	Reconciled

IRWD Ledger Upgrade
 BANK: Bank of America N.A. Branch : Los Angeles
 Bank Account Currency: USD (US Dollar)
 Payment Type: All

Payment Register For 01-JUL-17 To 31-JUL-17
 Account: Checking AP and PR
 Payment Currency: USD (US Dollar)
 Display Supplier Address: No

Report Date: 04-AUG-2017 06:30
 Page: 14

Payment Number	Sequence Num	Date	Supplier Name	Site	Payment Amount	Cleared Date	Cleared Amount	Status
Payment Document : IRWD CHECK								
378912		20-JUL-17	IRVINE PROPERTY MANAGEMENT		85.11	24-JUL-17	85.11	Reconciled
378913		20-JUL-17	JCI JONES CHEMICALS INC		8,184.08	25-JUL-17	8,184.08	Reconciled
378914		20-JUL-17	KAYUGA SOLUTION INC		12,737.50			Negotiable
378915		20-JUL-17	KOELLER NEBEKER CARLSON & HALUCK, LLP		520.00	25-JUL-17	520.00	Reconciled
378916		20-JUL-17	KPRS CONSTRUCTION SERVICES, INC.		1,087.34	27-JUL-17	1,087.34	Reconciled
378917		20-JUL-17	LE, HAI		23.75			Negotiable
378918		20-JUL-17	LEE & RO, INC.		17,471.31	27-JUL-17	17,471.31	Reconciled
378919		20-JUL-17	LGC GEOTECHNICAL, INC.		1,544.00	25-JUL-17	1,544.00	Reconciled
378920		20-JUL-17	LIN, LIYA		115.33			Negotiable
378921		20-JUL-17	LOWE'S HIW INC.		1,935.62			Negotiable

Payment Number	Sequence Num	Date	Supplier Name	Site	Payment Amount	Cleared Date	Cleared Amount	Status
378922		20-JUL-17	(HOME IMPROVEMENT WAREHOUSE) LU'S LIGHTHOUSE, INC.		605.25	25-JUL-17	605.25	Reconciled
378923		20-JUL-17	MA, WEI		41.59	01-AUG-17	41.59	Reconciled
378924		20-JUL-17	MARCUS, GISELE		25.24			Negotiable
378925		20-JUL-17	MC MASTER CARR SUPPLY CO		1,209.55	24-JUL-17	1,209.55	Reconciled
378926		20-JUL-17	MEDORA CORPORATION		23,058.23	27-JUL-17	23,058.23	Reconciled
378927		20-JUL-17	MERRILL LYNCH, PIERCE, FENNER & SMITH INCORPORATED		16,753.97	27-JUL-17	16,753.97	Reconciled
378928		20-JUL-17	MOULTON NIGUEL WATER DISTRICT		20,027.50	31-JUL-17	20,027.50	Reconciled
378929		20-JUL-17	MR CRANE INC		2,663.25	24-JUL-17	2,663.25	Reconciled
378930		20-JUL-17	MUNICIPAL MAINTENANCE EQUIPMENT INC		1,756.25	24-JUL-17	1,756.25	Reconciled
378931		20-JUL-17	MUNICIPAL WATER DISTRICT OF ORANGE COUNTY		17,405.76	25-JUL-17	17,405.76	Reconciled
378932		20-JUL-17	MUTUAL PROPANE		79.72	24-JUL-17	79.72	Reconciled
378933		20-JUL-17	NALCO CAL WATER, LLC		240.00	24-JUL-17	240.00	Reconciled
378934		20-JUL-17	NCH CORPORATION		663.54	25-JUL-17	663.54	Reconciled
378935		20-JUL-17	NORMAN A. OLSSON CONSTRUCTION, INC.		96,112.84	01-AUG-17	96,112.84	Reconciled
378936		20-JUL-17	OLIN CORPORATION		14,609.27	27-JUL-17	14,609.27	Reconciled

IRWD Ledger Upgrade
 BANK: Bank of America N.A. Branch : Los Angeles Account: Checking AP and PR Report Date: 04-AUG-2017 06:30
 Bank Account Currency: USD (US Dollar) Payment Currency: USD (US Dollar) Page: 15
 Payment Type: All Display Supplier Address: No

Payment Number	Sequence Num	Date	Supplier Name	Site	Payment Amount	Cleared Date	Cleared Amount	Status
Payment Document : IRWD CHECK								
378937		20-JUL-17	ONESOURCE DISTRIBUTORS LLC		1,089.14	24-JUL-17	1,089.14	Reconciled
378938		20-JUL-17	ORANGE COUNTY FIRE PROTECTION		832.14			Negotiable
378939		20-JUL-17	ORANGE COUNTY SANITATION DISTRICT		1,570.00	24-JUL-17	1,570.00	Reconciled
378940		20-JUL-17	PACIFIC GAS AND ELECTRIC COMPANY		138.96			Negotiable
378941		20-JUL-17	PINNACLE TOWERS LLC		692.68			Negotiable
378942		20-JUL-17	POLLARDWATER.COM		5,760.32	24-JUL-17	5,760.32	Reconciled
378943		20-JUL-17	PRAXAIR DISTRIBUTION INC		1,653.49	25-JUL-17	1,653.49	Reconciled
378944		20-JUL-17	PSOMAS		24,324.57	27-JUL-17	24,324.57	Reconciled
378945		20-JUL-17	R & S SOIL PRODUCTS INC		840.45	01-AUG-17	840.45	Reconciled
378946		20-JUL-17	R&B AUTOMATION, INC.		4,871.06			Negotiable
378947		20-JUL-17	RAM AIR ENGINEERING INC		3,990.00	25-JUL-17	3,990.00	Reconciled
378948		20-JUL-17	ROBBINS, MARY		16.87			Negotiable
378949		20-JUL-17	ROCHESTER MIDLAND CORPORATION		2,197.68	25-JUL-17	2,197.68	Reconciled
378950		20-JUL-17	SANTA ANA BLUE PRINT		800.12	25-JUL-17	800.12	Reconciled
378951		20-JUL-17	SANTA ANA WATERSHED PROJECT AUTHORITY		15,331.00			Negotiable
378952		20-JUL-17	SANTA MARGARITA FORD		1,063.33	24-JUL-17	1,063.33	Reconciled
378953		20-JUL-17	SEAL ANALYTICAL INC		2,537.03	24-JUL-17	2,537.03	Reconciled
378954		20-JUL-17	SHAMROCK SUPPLY CO INC		2,715.79	25-JUL-17	2,715.79	Reconciled
378955		20-JUL-17	SIEMENS INDUSTRY INC		1,099.83			Negotiable
378956		20-JUL-17	SIGMA-ALDRICH INC		714.83	25-JUL-17	714.83	Reconciled
378957		20-JUL-17	SIMI VALLEY LANDFILL AND RECYCLING CENTER		621.00			Negotiable
378958		20-JUL-17	SMARTCOVER SYSTEMS		25,442.18			Negotiable
378959		20-JUL-17	SOUTH COAST AIR QUALITY MANAGEMENT DISTRICT		1,011.48	01-AUG-17	1,011.48	Reconciled

IRWD Ledger Upgrade
 BANK: Bank of America N.A. Branch : Los Angeles Account: Checking AP and PR Report Date: 04-AUG-2017 06:30
 Bank Account Currency: USD (US Dollar) Payment Currency: USD (US Dollar) Page: 16
 Payment Type: All Display Supplier Address: No

Payment Number	Sequence Num	Date	Supplier Name	Site	Payment Amount	Cleared Date	Cleared Amount	Status
Payment Document : IRWD CHECK								

378960	20-JUL-17	SOUTH COAST WATER CO.	151.66	28-JUL-17	151.66	Reconciled
378961	20-JUL-17	SOUTHERN CALIFORNIA EDISON COMPANY	274,421.52	24-JUL-17	274,421.52	Reconciled
378962	20-JUL-17	SOUTHERN CALIFORNIA EDISON COMPANY	344.00			Negotiable
378963	20-JUL-17	SOUTHERN COUNTIES LUBRICANTS LLC	1,542.47	25-JUL-17	1,542.47	Reconciled
378964	20-JUL-17	SPARLING INSTRUMENTS LLC	1,033.87	24-JUL-17	1,033.87	Reconciled
378965	20-JUL-17	SPATIAL WAVE, INC.	3,520.00	25-JUL-17	3,520.00	Reconciled
378966	20-JUL-17	SPX CORP	1,981.73	24-JUL-17	1,981.73	Reconciled
378967	20-JUL-17	STANDARD REGISTER, INC.	2,458.47	24-JUL-17	2,458.47	Reconciled
378968	20-JUL-17	STARR, MIKE	43.30	24-JUL-17	43.30	Reconciled
378969	20-JUL-17	STERIS CORPORATION	3,719.35	24-JUL-17	3,719.35	Reconciled
378970	20-JUL-17	STETSON ENGINEERS INC.	1,765.00	24-JUL-17	1,765.00	Reconciled
378971	20-JUL-17	SUAREZ, DAN	687.58	28-JUL-17	687.58	Reconciled
378972	20-JUL-17	SUNSET INDUSTRIAL PARTS	2,746.68	24-JUL-17	2,746.68	Reconciled
378973	20-JUL-17	SUNSHINE SUPPLY COMPANY, INC.	2,051.02	24-JUL-17	2,051.02	Reconciled
378974	20-JUL-17	SUSAN A. SIROTA	4,295.00	24-JUL-17	4,295.00	Reconciled
378975	20-JUL-17	TESTAMERICA LABORATORIES, INC	840.00	25-JUL-17	840.00	Reconciled
378976	20-JUL-17	THE GAS COMPANY	2,158.16	31-JUL-17	2,158.16	Reconciled
378977	20-JUL-17	TRIPAC MARKETING INC	927.54	24-JUL-17	927.54	Reconciled
378978	20-JUL-17	TRUCPARCO	590.04	31-JUL-17	590.04	Reconciled
378979	20-JUL-17	US BANK NAT'L ASSOC N.DAKOTA	10,907.53	28-JUL-17	10,907.53	Reconciled
378980	20-JUL-17	US BANK NAT'L ASSOC N.DAKOTA	3,500.00	25-JUL-17	3,500.00	Reconciled
378981	20-JUL-17	VAUGHAN'S INDUSTRIAL REPAIR CO INC	20,318.50	28-JUL-17	20,318.50	Reconciled
378982	20-JUL-17	VULCAN MATERIALS COMPANY	1,391.65	24-JUL-17	1,391.65	Reconciled
378983	20-JUL-17	WACO FILTERS CORPORATION	1,602.73			Negotiable
378984	20-JUL-17	WATERLINE TECHNOLOGIES INC	13,650.84	25-JUL-17	13,650.84	Reconciled

IRWD Ledger Upgrade Payment Register For 01-JUL-17 To 31-JUL-17 Report Date: 04-AUG-2017 06:30
 BANK: Bank of America N.A. Branch : Los Angeles Account: Checking AP and PR Page: 17
 Bank Account Currency: USD (US Dollar) Payment Currency: USD (US Dollar)
 Payment Type: All Display Supplier Address: No

Payment Number	Sequence Num	Date	Supplier Name	Site	Payment Amount	Cleared Date	Cleared Amount	Status
Payment Document : IRWD CHECK								
378985		20-JUL-17	WAXIE'S ENTERPRISES, INC		606.00			Negotiable
378986		20-JUL-17	WECK LABORATORIES INC		3,130.00			Negotiable
378987		20-JUL-17	WEST COAST SAND & GRAVEL INC.		1,383.98	25-JUL-17	1,383.98	Reconciled
378988		20-JUL-17	WEST YOST ASSOCIATES, INC		1,614.33	25-JUL-17	1,614.33	Reconciled
378989		20-JUL-17	WOODSON, SARAH		42.45	25-JUL-17	42.45	Reconciled
378990		20-JUL-17	YANG, TINA		51.75			Negotiable
378991		20-JUL-17	YORK INSURANCE SERVICES GROUP INC - CA		7,786.25	24-JUL-17	7,786.25	Reconciled
378992		24-JUL-17	ORANGE COUNTY SHERIFF'S OFFICE	4601 JAMBOREE	62.50	28-JUL-17	62.50	Reconciled
378993		24-JUL-17	CLEARINGHOUSE	PHOENIX	477.67	28-JUL-17	477.67	Reconciled
378994		24-JUL-17	IRWD EMPLOYEE ASSOCIATION	15600 SC PASADENA	1,370.00			Negotiable
378995		24-JUL-17	PERS LONG TERM CARE	PASADENA	878.66	27-JUL-17	878.66	Reconciled
378996		24-JUL-17	COLONIAL LIFE & ACCIDENT INSURANCE CO.	COLUMBIA	1,336.20	28-JUL-17	1,336.20	Reconciled
378997		24-JUL-17	HARTFORD LIFE AND ACCIDENT INSURANCE COMPANY	ATLANTA	112.48	31-JUL-17	112.48	Reconciled
378998		24-JUL-17	AFLAC	1932 WYNNTON RD	6,704.46	31-JUL-17	6,704.46	Reconciled
378999		24-JUL-17	AFLAC	PO BOX 84069	203.12	31-JUL-17	203.12	Reconciled
379000		24-JUL-17	PRE-PAID LEGAL SERVICES INC	PO BOX 2629	1,360.04	31-JUL-17	1,360.04	Reconciled
379001		24-JUL-17	Cano, Marco T (Marco)	HOME	1,284.70	28-JUL-17	1,284.70	Reconciled
379002		24-JUL-17	Clinton, Bryan R (Bryan)	HOME	713.30	28-JUL-17	713.30	Reconciled
379003		27-JUL-17	3M COMPANY		173.12	01-AUG-17	173.12	Reconciled
379004		27-JUL-17	ADT SECURITY SERVICES INC		412.47			Negotiable

379005	27-JUL-17	AFLAC		180.72			Negotiable
379006	27-JUL-17	AGILENT TECHNOLOGIES, INC.		1,691.41	31-JUL-17	1,691.41	Reconciled
379007	27-JUL-17	AIR TECHNOLOGY LABORATORIES		717.00			Negotiable
379008	27-JUL-17	ALL AMERICAN SEWER TOOLS		1,101.01	31-JUL-17	1,101.01	Reconciled

IRWD Ledger Upgrade
 BANK: Bank of America N.A. Branch : Los Angeles Account: Checking AP and PR Report Date: 04-AUG-2017 06:30
 Bank Account Currency: USD (US Dollar) Payment Currency: USD (US Dollar) Page: 18
 Payment Type: All Display Supplier Address: No

Payment Number	Sequence Num	Date	Supplier Name	Site	Payment Amount	Cleared Date	Cleared Amount	Status
Payment Document : IRWD CHECK								
379009		27-JUL-17	ALSTON & BIRD LLP		25,277.25			Negotiable
379010		27-JUL-17	ANDERSONPENNA PARTNERS, INC.		46,520.00	01-AUG-17	46,520.00	Reconciled
379011		27-JUL-17	ANTHEM BLUE CROSS		281.97			Negotiable
379012		27-JUL-17	ANTHEM BLUE CROSS		208.43			Negotiable
379013		27-JUL-17	ANTHEM BLUE CROSS		546.33			Negotiable
379014		27-JUL-17	ANTHEM BLUE CROSS		546.33			Negotiable
379015		27-JUL-17	APEX LIFE SCIENCES, LLC		1,799.28			Negotiable
379016		27-JUL-17	ARCHITERRA INC.		17,786.30			Negotiable
379017		27-JUL-17	ARIAN, MAHMOUD		23.32			Negotiable
379018		27-JUL-17	AT&T		6,075.36			Negotiable
379019		27-JUL-17	AT&T INTERNET SERVICES		1,518.54			Negotiable
379020		27-JUL-17	ATHENS SERVICES		977.25	01-AUG-17	977.25	Reconciled
379021		27-JUL-17	AUTOZONE PARTS, INC.		64.88	01-AUG-17	64.88	Reconciled
379022		27-JUL-17	BANK OF AMERICA		24,458.12			Negotiable
379023		27-JUL-17	BERUBE, MARYBETH		3.30			Negotiable
379024		27-JUL-17	BILL'S SWEEPING SERVICE INC		460.00			Negotiable
379025		27-JUL-17	BOMEL CONSTRUCTION		672.08	01-AUG-17	672.08	Reconciled
379026		27-JUL-17	BOWIE, ARNESON, WILES & GIANNONE		3,938.00			Negotiable
379027		27-JUL-17	BRENNTAG PACIFIC INC		3,800.68	31-JUL-17	3,800.68	Reconciled
379028		27-JUL-17	BROWN AND CALDWELL		8,923.50	31-JUL-17	8,923.50	Reconciled
379029		27-JUL-17	BUILDING SAFETY SOLUTIONS, INC.		13,869.46			Negotiable
379030		27-JUL-17	BUSH & ASSOCIATES INC		2,440.00			Negotiable
379031		27-JUL-17	CABELA'S MARKETING AND BRAND MANAGEMENT INC		688.56	01-AUG-17	688.56	Reconciled
379032		27-JUL-17	CALIFORNIA BARRICADE RENTAL, INC.		455.00	31-JUL-17	455.00	Reconciled
379033		27-JUL-17	CANON FINANCIAL SERVICES, INC		8,091.14			Negotiable
379034		27-JUL-17	CANON SOLUTIONS AMERICA, INC.		407.01	01-AUG-17	407.01	Reconciled
379035		27-JUL-17	CAPTIVE AUDIENCE MARKETING INC.		37.71			Negotiable
379036		27-JUL-17	CAROLLO ENGINEERS, INC		21,223.70			Negotiable
379037		27-JUL-17	CDW GOVERNMENT LLC		796.00			Negotiable

IRWD Ledger Upgrade
 BANK: Bank of America N.A. Branch : Los Angeles Account: Checking AP and PR Report Date: 04-AUG-2017 06:30
 Bank Account Currency: USD (US Dollar) Payment Currency: USD (US Dollar) Page: 19
 Payment Type: All Display Supplier Address: No

Payment Number	Sequence Num	Date	Supplier Name	Site	Payment Amount	Cleared Date	Cleared Amount	Status
Payment Document : IRWD CHECK								
379038		27-JUL-17	CITY OF NEWPORT BEACH		1,205.81			Negotiable
379039		27-JUL-17	CITY OF SANTA ANA		138.47	31-JUL-17	138.47	Reconciled
379040		27-JUL-17	CLA-VAL COMPANY		2,044.84	31-JUL-17	2,044.84	Reconciled
379041		27-JUL-17	COX COMMUNICATIONS, INC.		3,370.94			Negotiable
379042		27-JUL-17	CRESCENT CHEMICAL CO.		288.36			Negotiable
379043		27-JUL-17	CULLIGAN OF SANTA ANA		5,014.25			Negotiable
379044		27-JUL-17	CUNNINGHAM, JANET H		278.25			Negotiable
379045		27-JUL-17	CYRUS OLAMAI		63.57	31-JUL-17	63.57	Reconciled
379046		27-JUL-17	DENALI WATER SOLUTIONS LLC		5,066.70			Negotiable
379047		27-JUL-17	DIRECTV INC		240.51			Negotiable
379048		27-JUL-17	DISCOUNT COURIER SERVICE		67.47	01-AUG-17	67.47	Reconciled
379049		27-JUL-17	DIZA, JERRY		65.67			Negotiable

379050	27-JUL-17	ECO SERVICES LLC		4,663.83	01-AUG-17	4,663.83	Reconciled
379051	27-JUL-17	ENDRESS AND HAUSER INC		7,275.00			Negotiable
379052	27-JUL-17	ENVIRONMENTAL ENGINEERING AND CONTRACTING, INC.		13,560.00			Negotiable
379053	27-JUL-17	ENVIRONMENTAL RESOURCE ASSOCIATES		777.06			Negotiable
379054	27-JUL-17	EXECUTIVE LIGHTING & ELECTRIC		478.57	01-AUG-17	478.57	Reconciled
379055	27-JUL-17	EXPONENT, INC.		465.00			Negotiable
379056	27-JUL-17	FARRELL & ASSOCIATES		117.30	01-AUG-17	117.30	Reconciled
379057	27-JUL-17	FERGUSON ENTERPRISES, INC.		8,941.10			Negotiable
379058	27-JUL-17	FIRE EXTINGUISHING SAFETY & SERVICE		11,194.50			Negotiable
379059	27-JUL-17	FISERV		19,284.86	01-AUG-17	19,284.86	Reconciled
379060	27-JUL-17	FISHER SCIENTIFIC COMPANY LLC		4,045.84	31-JUL-17	4,045.84	Reconciled
379061	27-JUL-17	FRONTIER CALIFORNIA INC.		99.39			Negotiable
379062	27-JUL-17	FULLER TRUCK ACCESSORIES		1,344.72	31-JUL-17	1,344.72	Reconciled

IRWD Ledger Upgrade Payment Register For 01-JUL-17 To 31-JUL-17 Report Date: 04-AUG-2017 06:30
 BANK: Bank of America N.A. Branch : Los Angeles Account: Checking AP and PR Page: 20
 Bank Account Currency: USD (US Dollar) Payment Currency: USD (US Dollar)
 Payment Type: All Display Supplier Address: No

Payment Number	Sequence Num	Date	Supplier Name	Site	Payment Amount	Cleared Date	Cleared Amount	Status
Payment Document : IRWD CHECK								
379063		27-JUL-17	GEORGE YARDLEY CO., INC.		1,250.00	31-JUL-17	1,250.00	Reconciled
379064		27-JUL-17	GRAINGER		1,189.41	31-JUL-17	1,189.41	Reconciled
379065		27-JUL-17	GRAYBAR ELECTRIC COMPANY		14.85	01-AUG-17	14.85	Reconciled
379066		27-JUL-17	HACH COMPANY		3,799.72	01-AUG-17	3,799.72	Reconciled
379067		27-JUL-17	HELPMATES STAFFING SERVICES		11,644.67	01-AUG-17	11,644.67	Reconciled
379068		27-JUL-17	HERITAGE FIELDS EL TORO, LLC		1,399,543.95			Negotiable
379069		27-JUL-17	HILL BROTHERS CHEMICAL COMPANY		12,840.95			Negotiable
379070		27-JUL-17	HOME DEPOT USA INC		577.25			Negotiable
379071		27-JUL-17	IDEXX DISTRIBUTION, INC		947.83	31-JUL-17	947.83	Reconciled
379072		27-JUL-17	INDUSTRIAL METAL SUPPLY CO		443.95	01-AUG-17	443.95	Reconciled
379073		27-JUL-17	IRVINE COMMUNITY DEVELOPMENT COMPANY LLC		1,729,423.41			Negotiable
379074		27-JUL-17	IRVINE PIPE & SUPPLY INC		2,094.61	31-JUL-17	2,094.61	Reconciled
379075		27-JUL-17	IRVINE RANCH CONSERVANCY		1,242.60	31-JUL-17	1,242.60	Reconciled
379076		27-JUL-17	JOE RHODES MAINT SERVICE INC		9,970.48			Negotiable
379077		27-JUL-17	JUST ENERGY SOLUTIONS INC.		61.05	31-JUL-17	61.05	Reconciled
379078		27-JUL-17	KAESER COMPRESSORS, INC.		9,920.91	01-AUG-17	9,920.91	Reconciled
379079		27-JUL-17	KANNAN, GOVIND		566.71			Negotiable
379080		27-JUL-17	KB HOMES		169.43			Negotiable
379081		27-JUL-17	KERN COUNTY WATER AGENCY		7,500.00			Negotiable
379082		27-JUL-17	KHARBANDA, DEEPAK		100.36	31-JUL-17	100.36	Reconciled
379083		27-JUL-17	KILL-N-BUGS TERMITE AND PEST CONTROL SERVICES		3,125.00			Negotiable
379084		27-JUL-17	KLEINFELDER, INC.		19,369.75			Negotiable
379085		27-JUL-17	KRISTEN MOORE AND NATHANEL MOORE		15.62			Negotiable
379086		27-JUL-17	LABWORKS		25,431.00			Negotiable
379087		27-JUL-17	LAMBERT GROVE, LLC		1,039.82			Negotiable
379088		27-JUL-17	LARRY WALKER ASSOCIATES, INC.		1,210.00	31-JUL-17	1,210.00	Reconciled
379089		27-JUL-17	LEE, JAEHEE		277.91			Negotiable

IRWD Ledger Upgrade Payment Register For 01-JUL-17 To 31-JUL-17 Report Date: 04-AUG-2017 06:30
 BANK: Bank of America N.A. Branch : Los Angeles Account: Checking AP and PR Page: 21
 Bank Account Currency: USD (US Dollar) Payment Currency: USD (US Dollar)
 Payment Type: All Display Supplier Address: No

Payment Number	Sequence Num	Date	Supplier Name	Site	Payment Amount	Cleared Date	Cleared Amount	Status
Payment Document : IRWD CHECK								
379090		27-JUL-17	LI, RUI		40.38			Negotiable
379091		27-JUL-17	LOWE'S HIW INC.		21.55			Negotiable

Payment Number	Sequence Num	Date	Supplier Name	Site	Payment Amount	Cleared Date	Cleared Amount	Status
			(HOME IMPROVEMENT WAREHOUSE)					
379092		27-JUL-17	LU, YAN ZHENG		716.33			Negotiable
379093		27-JUL-17	MANSOURIAN, FARHAD		41.18			Negotiable
379094		27-JUL-17	MARVIN GARDENS LLC		2,689.71	27-JUL-17	2,689.71	Reconciled
379095		27-JUL-17	MATT CONSTRUCTION CORP		911.88	01-AUG-17	911.88	Reconciled
379096		27-JUL-17	MBK ENGINEERS		7,483.50	31-JUL-17	7,483.50	Reconciled
379097		27-JUL-17	MCLENDON, JOHN		6.70			Negotiable
379098		27-JUL-17	MENEMSHA DEVELOPMENT GROUP		892.06			Negotiable
379099		27-JUL-17	MENG, LILI		17.51			Negotiable
379100		27-JUL-17	MIMECAST NORTH AMERICA, INC.		12,051.00			Negotiable
379101		27-JUL-17	MISSION COMMUNICATIONS, LLC		5,078.40			Negotiable
379102		27-JUL-17	MOODY'S INVESTORS SERVICE INC		2,000.00	31-JUL-17	2,000.00	Reconciled
379103		27-JUL-17	MSC INDUSTRIAL SUPPLY CO		1,177.92			Negotiable
379104		27-JUL-17	MUNICIPAL WATER DISTRICT OF ORANGE COUNTY		1,238,956.60	01-AUG-17	1,238,956.60	Reconciled
379105		27-JUL-17	NATIONAL METER & AUTOMATION, INC.		111,327.30			Negotiable
379106		27-JUL-17	NATIONAL READY MIXED CONCRETE CO.		2,361.78	31-JUL-17	2,361.78	Reconciled
379107		27-JUL-17	NATIONAL SPECIALITY ALLOYS LLC		982.68	01-AUG-17	982.68	Reconciled
379108		27-JUL-17	NEPTUNE TECHNOLOGY GROUP, INC.		265,039.14			Negotiable
379109		27-JUL-17	NOVACOAST INC		14,000.00			Negotiable
379110		27-JUL-17	OCEAN BLUE ENVIRONMENTAL SERVICES INC		1,622.00	31-JUL-17	1,622.00	Reconciled
379111		27-JUL-17	OLIN CORPORATION		29,471.65			Negotiable
379112		27-JUL-17	ORANGE COUNTY AUTO PARTS CO		1,580.54	31-JUL-17	1,580.54	Reconciled
379113		27-JUL-17	ORANGE COUNTY FIRE AUTHORITY		1,033.00			Negotiable
379114		27-JUL-17	ORANGE COUNTY FIRE PROTECTION		2,698.49			Negotiable

IRWD Ledger Upgrade Payment Register For 01-JUL-17 To 31-JUL-17 Report Date: 04-AUG-2017 06:30
 BANK: Bank of America N.A. Branch : Los Angeles Account: Checking AP and PR Page: 22
 Bank Account Currency: USD (US Dollar) Payment Currency: USD (US Dollar)
 Payment Type: All Display Supplier Address: No

Payment Number	Sequence Num	Date	Supplier Name	Site	Payment Amount	Cleared Date	Cleared Amount	Status
Payment Document : IRWD CHECK								
379115		27-JUL-17	ORANGE COUNTY TREASURER		3,267.90	31-JUL-17	3,267.90	Reconciled
379116		27-JUL-17	OSTS, INC		4,800.00	01-AUG-17	4,800.00	Reconciled
379117		27-JUL-17	OUTSOURCE TECHNICAL LLC		27,115.00	01-AUG-17	27,115.00	Reconciled
379118		27-JUL-17	PANG, JING		1,025.17			Negotiable
379119		27-JUL-17	PARKHOUSE TIRE INC		5,926.85			Negotiable
379120		27-JUL-17	PAULUS ENGINEERING, INC.		70,791.40			Negotiable
379121		27-JUL-17	PMK ASSOCIATES INC		2,500.00			Negotiable
379122		27-JUL-17	PRAXAIR		412.28			Negotiable
379123		27-JUL-17	DISTRIBUTION INC PRO MOBILE AUTO DETAILING		1,050.00	31-JUL-17	1,050.00	Reconciled
379124		27-JUL-17	PROCARE WORK INJURY CENTER		1,270.00			Negotiable
379125		27-JUL-17	RAM AIR ENGINEERING INC		7,356.07	01-AUG-17	7,356.07	Reconciled
379126		27-JUL-17	RDM GENERAL CONTRACTORS		1,211.24			Negotiable
379127		27-JUL-17	RELIANCE SAFETY CONSULTANTS, INC.		1,470.00			Negotiable
379128		27-JUL-17	RELIANCE STANDARD LIFE INSURANCE COMPANY		26,609.70			Negotiable
379129		27-JUL-17	RESPONSE ENVELOPE, INC		540.11			Negotiable
379130		27-JUL-17	RINCON TRUCK CENTER INC.		527.37	31-JUL-17	527.37	Reconciled
379131		27-JUL-17	ROCHA MANGA, CARISE		61.36			Negotiable
379132		27-JUL-17	ROSEDALE - RIO BRAVO WATER STORAGE DISTRICT		51,579.64			Negotiable
379133		27-JUL-17	S & J SUPPLY CO INC		6,143.73	01-AUG-17	6,143.73	Reconciled
379134		27-JUL-17	SANTA ROSA APARTMENTS		36.21			Negotiable
379135		27-JUL-17	SECURITAS SECURITY SERVICES USA, INC.		28,049.12			Negotiable

379136	27-JUL-17	SHAMROCK SUPPLY CO INC		161.75	01-AUG-17	161.75	Reconciled
379137	27-JUL-17	SMARTCOVER SYSTEMS		623.99	31-JUL-17	623.99	Reconciled
379138	27-JUL-17	SOUTH COAST WATER DISTRICT		4,601.32	31-JUL-17	4,601.32	Reconciled

IRWD Ledger Upgrade
 BANK: Bank of America N.A. Branch : Los Angeles
 Bank Account Currency: USD (US Dollar)
 Payment Type: All

Payment Register For 01-JUL-17 To 31-JUL-17
 Account: Checking AP and PR
 Payment Currency: USD (US Dollar)
 Display Supplier Address: No

Report Date: 04-AUG-2017 06:30
 Page: 23

Payment Number	Sequence Num	Date	Supplier Name	Site	Payment Amount	Cleared Date	Cleared Amount	Status
Payment Document : IRWD CHECK								
379139		27-JUL-17	SOUTH ORANGE COUNTY WASTEWATER AUTHORITY		96,686.00			Negotiable
379140		27-JUL-17	SOUTHERN CALIFORNIA EDISON COMPANY		14.80	01-AUG-17	14.80	Reconciled
379141		27-JUL-17	SOUTHERN CALIFORNIA EDISON COMPANY		162,676.20	31-JUL-17	162,676.20	Reconciled
379142		27-JUL-17	STANDARD PACIFIC HOMES		881.03			Negotiable
379143		27-JUL-17	STANTEC CONSULTING SERVICES INC.		4,975.50	01-AUG-17	4,975.50	Reconciled
379144		27-JUL-17	TESTAMERICA LABORATORIES, INC		52.50			Negotiable
379145		27-JUL-17	TETRA TECH, INC		5,128.75	31-JUL-17	5,128.75	Reconciled
379146		27-JUL-17	THE GAS COMPANY		2,221.69			Negotiable
379147		27-JUL-17	THE IRVINE COMPANY LLC		2,260.97	31-JUL-17	2,260.97	Reconciled
379148		27-JUL-17	THE IRVINE COMPANY LLC		5,490.91			Negotiable
379149		27-JUL-17	THOMAS HARDER & CO		1,152.50			Negotiable
379150		27-JUL-17	TIC-OFFICE PROPERTIES		44.67			Negotiable
379151		27-JUL-17	TREE OF LIFE NURSERY		573.18			Negotiable
379152		27-JUL-17	TROPICAL PLAZA NURSERY INC		30,207.92			Negotiable
379153		27-JUL-17	TRUCPARCO		327.30			Negotiable
379154		27-JUL-17	ULINE INC		221.79			Negotiable
379155		27-JUL-17	UNITED PARCEL SERVICE INC		115.56	31-JUL-17	115.56	Reconciled
379156		27-JUL-17	VALLEN DISTRIBUTION, INC.		622.39	01-AUG-17	622.39	Reconciled
379157		27-JUL-17	VERIZON WIRELESS SERVICES LLC		6,863.44	01-AUG-17	6,863.44	Reconciled
379158		27-JUL-17	VWR INTERNATIONAL, LLC		737.81	01-AUG-17	737.81	Reconciled
379159		27-JUL-17	WALTERS WHOLESALE ELECTRIC		1,155.82	31-JUL-17	1,155.82	Reconciled
379160		27-JUL-17	WARE MALCOMB		2,946.37	31-JUL-17	2,946.37	Reconciled
379161		27-JUL-17	WASTE MANAGEMENT OF ORANGE COUNTY		1,371.63	31-JUL-17	1,371.63	Reconciled
379162		27-JUL-17	WAXIE'S ENTERPRISES, INC		999.31	01-AUG-17	999.31	Reconciled
379163		27-JUL-17	WEN-HAO, YU		22.33			Negotiable

IRWD Ledger Upgrade
 BANK: Bank of America N.A. Branch : Los Angeles
 Bank Account Currency: USD (US Dollar)
 Payment Type: All

Payment Register For 01-JUL-17 To 31-JUL-17
 Account: Checking AP and PR
 Payment Currency: USD (US Dollar)
 Display Supplier Address: No

Report Date: 04-AUG-2017 06:30
 Page: 24

Payment Number	Sequence Num	Date	Supplier Name	Site	Payment Amount	Cleared Date	Cleared Amount	Status
Payment Document : IRWD CHECK								
379164		27-JUL-17	WU, DAN		901.55	31-JUL-17	901.55	Reconciled
379165		27-JUL-17	YOON, MEENA		44.85			Negotiable
379166		31-JUL-17	Malloy, Steven L (Steven)		30.00	01-AUG-17	30.00	Reconciled
379167		31-JUL-17	Marcacchi, Mark		122.43			Negotiable
379168		31-JUL-17	Mwe, Nang		148.26			Negotiable
379169		31-JUL-17	Sinclair, Todd C (Todd)		271.00			Negotiable
379170		31-JUL-17	US BANK NAT'L ASSOCIATION NORTH DAKOTA	PO BOX 790428	70,666.69			Negotiable

Payment Document Subtotal: 12,325,367.36 7,583,333.80

Payment Document : IRWD Wire								
12138		05-JUL-17	YORK INSURANCE SERVICES GROUP INC - CA	PAY	13,198.63			Negotiable
12139		07-JUL-17	INTERNAL REVENUE SERVICE	FRESNO	220,044.05			Negotiable

12140	07-JUL-17	FRANCHISE TAX BOARD	SACRAMENTO	59,615.78	Negotiable
12141	07-JUL-17	EMPLOYMENT DEVELOPMENT DEPARTMENT	W SACRAMENTO	12,150.40	Negotiable
12142	07-JUL-17	ORDONEZ, CYNTHIA MARIE	DESERT HOT SPR	230.77	Negotiable
12143	07-JUL-17	CALIFORNIA DEPARTMENT OF CHILD SUPPORT SERVICES	SACRAMENTO	2,312.75	Negotiable
12144	07-JUL-17	EMPLOYEE BENEFIT SPECIALIST, INC	PAY	12,513.08	Negotiable
12145	07-JUL-17	GREAT-WEST LIFE & ANNUITY INSURANCE COMPANY	DENVER	118,304.16	Negotiable
12146	11-JUL-17	EMPLOYEE BENEFIT SPECIALIST, INC	PAY	16,098.76	Negotiable
12147	11-JUL-17	CALPERS	SACRAMENTO 1	466,248.74	Negotiable
12148	11-JUL-17	CALPERS	SACRAMENTO 1	2,866.58	Negotiable

IRWD Ledger Upgrade Payment Register For 01-JUL-17 To 31-JUL-17 Report Date: 04-AUG-2017 06:30
 BANK: Bank of America N.A. Branch : Los Angeles Account: Checking AP and PR Page: 25
 Bank Account Currency: USD (US Dollar) Payment Currency: USD (US Dollar)
 Payment Type: All Display Supplier Address: No

Payment Number	Sequence Num	Date	Supplier Name	Site	Payment Amount	Cleared Date	Cleared Amount	Status
Payment Document : IRWD Wire								
12149		11-JUL-17	YORK INSURANCE SERVICES GROUP INC - CA	PAY	6,873.53			Negotiable
12150		18-JUL-17	CALPERS	SACRAMENTO	3,844,111.00			Negotiable
12151		18-JUL-17	U.S. BANK NATIONALST. LOUIS ASSOCIATION		8,466.92			Negotiable
12152		18-JUL-17	CALPERS	PAY	12,848.40			Negotiable
12153		18-JUL-17	CALPERS	PAY	4,850.40			Negotiable
12154		18-JUL-17	CALPERS	SACRAMENTO	1,324.40			Negotiable
12155		18-JUL-17	CALPERS	SACRAMENTO	3,684.33			Negotiable
12156		19-JUL-17	YORK INSURANCE SERVICES GROUP INC - CA	PAY	12,159.87			Negotiable
12157		24-JUL-17	INTERNAL REVENUE SERVICE	FRESNO	208,258.97			Negotiable
12158		24-JUL-17	FRANCHISE TAX BOARD	SACRAMENTO	57,527.27			Negotiable
12159		24-JUL-17	EMPLOYMENT DEVELOPMENT DEPARTMENT	W SACRAMENTO	11,632.55			Negotiable
12160		24-JUL-17	ORDONEZ, CYNTHIA MARIE	DESERT HOT SPR	230.77			Negotiable
12161		24-JUL-17	CALIFORNIA DEPARTMENT OF CHILD SUPPORT SERVICES	SACRAMENTO	2,134.60			Negotiable
12162		24-JUL-17	EMPLOYEE BENEFIT SPECIALIST, INC	PAY	13,026.92			Negotiable
12163		24-JUL-17	GREAT-WEST LIFE & ANNUITY INSURANCE COMPANY	DENVER	121,831.57			Negotiable
12164		24-JUL-17	PCL CONSTRUCTION, INC.	ACCT 6971821722	862,521.86			Negotiable
12165		24-JUL-17	FILANC-BALFOUR BEATTY JV	ACT 4427724347	3,174,369.56			Negotiable
12166		24-JUL-17	FILANC-BALFOUR BEATTY JV	ESR 211084000	41,334.80			Negotiable
12167		24-JUL-17	PCL CONSTRUCTION, INC.	ESR 141511.1	95,835.76			Negotiable
12168		24-JUL-17	BANK OF AMERICA	SAN FRANCISCO	63,900.84			Negotiable
12169		24-JUL-17	U.S. BANK NATIONALST. LOUIS ASSOCIATION		15,007.81			Negotiable
12170		24-JUL-17	SUMITOMO MITSUI BANKING CORPORATION	NEW YORK	30,296.71			Negotiable

IRWD Ledger Upgrade Payment Register For 01-JUL-17 To 31-JUL-17 Report Date: 04-AUG-2017 06:30
 BANK: Bank of America N.A. Branch : Los Angeles Account: Checking AP and PR Page: 26
 Bank Account Currency: USD (US Dollar) Payment Currency: USD (US Dollar)
 Payment Type: All Display Supplier Address: No

Payment Number	Sequence Num	Date	Supplier Name	Site	Payment Amount	Cleared Date	Cleared Amount	Status
Payment Document : IRWD Wire								
12171		24-JUL-17	MUNICIPAL WATER DISTRICT OF ORANGEVALLEY COUNTY	FOUNTAIN	741,093.75			Negotiable
12172		25-JUL-17	SUMITOMO MITSUI BANKING	NEW YORK	462.09			Negotiable

Payment Number	Sequence Num	Date	Supplier Name	Site	Payment Amount	Cleared Date	Cleared Amount	Status
12173	25-JUL-17	CORPORATION	CALPERS	SACRAMENTO	89,956.25			Negotiable
12174	25-JUL-17	CALPERS	CALPERS	SACRAMENTO	661.20			Negotiable
12175	25-JUL-17	CALPERS	CALPERS	SACRAMENTO	89,971.78			Negotiable
12176	25-JUL-17	CALPERS	CALPERS	SACRAMENTO	89,672.63			Negotiable
12177	25-JUL-17	FILANC-BALFOUR	ACT	4427724347	1,611,855.77			Negotiable
12178	25-JUL-17	FILANC-BALFOUR	BEATTY JV	ESR	1,843.50			Negotiable
12179	26-JUL-17	SUMITOMO MITSUI	BEATTY JV	211084000				Negotiable
12180	26-JUL-17	SUMITOMO MITSUI	BANKING	NEW YORK	1,500,918.08			Negotiable
12181	26-JUL-17	SUMITOMO MITSUI	CORPORATION	NEW YORK	60,863.28			Negotiable
12182	26-JUL-17	U.S. BANK NATIONALST.	BANKING	LOUIS				Negotiable
12183	26-JUL-17	U.S. BANK NATIONALST.	ASSOCIATION	LOUIS	93,878.80			Negotiable
12184	26-JUL-17	BANK OF NEW YORK	ASSOCIATION	NEWARK	66,225.37			Negotiable
12185	26-JUL-17	BANK OF AMERICA	MELLON TRUST	SAN FRANCISCO				Negotiable
12186	31-JUL-17	BANK OF NEW YORK	COMPANY NA	NEWARK	134,750.00			Negotiable
12187	31-JUL-17	BANK OF NEW YORK	MELLON TRUST	NEWARK	2,650,512.50			Negotiable
12188	31-JUL-17	FIDELITY INVESTMENTS	COMPANY NA	CINCINNATI	1,871,600.00			Negotiable
12189	31-JUL-17	ORANGE COUNTY WATER DISTRICT	F.V.		8,755,318.80			Negotiable
12190	31-JUL-17	YORK INSURANCE SERVICES GROUP INC	PAY		9,454.76			Negotiable

IRWD Ledger Upgrade
 BANK: Bank of America N.A. Branch : Los Angeles
 Bank Account Currency: USD (US Dollar)
 Payment Type: All

Payment Register For 01-JUL-17 To 31-JUL-17
 Account: Checking AP and PR
 Payment Currency: USD (US Dollar)
 Display Supplier Address: No

Report Date: 04-AUG-2017 06:30
 Page: 27

Payment Number	Sequence Num	Date	Supplier Name	Site	Payment Amount	Cleared Date	Cleared Amount	Status
Payment Document : IRWD Wire								
12191	31-JUL-17	BANK OF AMERICA	MERRILL LYNCH	CHICAGO	92,665.73			Negotiable
Payment Document Subtotal:					37,343,841.21			
Bank Account Subtotal :					49,669,208.57		7,583,333.80	
Report Count : 629	Report Total:				49,669,208.57		7,583,333.80	
Disbursements								

*** End of Report ***

\$ 49,699,208.57 Disbursements
<5,987.19> Voids
 \$ 49,693,221.38 Total Disbursements and Voids

Exhibit "E"

MONTHLY SUMMARY OF PAYROLL ACH PAYMENTS

July
2017

	AMOUNT	VENDOR	PURPOSE
7/7/2017	851,195.12	BANK OF AMERICA	ACH Payments for Payroll
7/21/2017	882,384.43	BANK OF AMERICA	ACH Payments for Payroll
	<u>\$1,733,579.55</u>		

Exhibit "F"

IRWD Gov Code 53065.5 Disclosure Report

Payment or Reimbursements for Individual charges of \$100 or more per transaction for services or product received.

01-JUL-17 to 31-JUL-17

NAME	CHECK NO.	CHECK DATE	AMOUNT	ITEM DESCRIPTION	EXPENSE JUSTIFICATION
Amezcuca, Joshua	378688	13-Jul-17	130.00	Membership/Certification	SWRCB Water Distribution Operator Grade II certification
Bennett, Rav	378830	20-Jul-17	163.71	Mileage	Water Banking/Tour DRP Project monthly meeting
Cho, Harry	378689	13-Jul-17	115.00	Membership/Certification	Principle Engineer license renewal fee
Crowe, David	378691	13-Jul-17	105.00	Membership/Certification	SWRCB Water Distribution Operator Grade IV certification
Daniel, Matthew	378831	20-Jul-17	291.68	Membership/Certification	SWRCB Water Distribution Operator Grade III exam fee and certification
Hartog, Jeremy	378684	6-Jul-17	175.00	Membership/Certification	CWEA Collection Systems Maintenance Grade II certification
Hoffman, Michael	378685	6-Jul-17	109.83	Other(Misc)	Safety Shoe Allowance
Joseph, Brandon	378833	20-Jul-17	172.00	Membership/Certification	CWEA membership renewal
Perez, David	378838	20-Jul-17	120.00	Membership/Certification	SWRCB Water Distribution Operator Grade V exam fee
Perez, David	378838	20-Jul-17	105.00	Membership/Certification	SWRCB Water Distribution Operator Grade V certification
Perez, Jesus	378693	13-Jul-17	440.00	Membership/Certification	SWRCB Wastewater Treatment Operator Grade V exam and certification
Ronev, Jennv	378839	20-Jul-17	995.00	Registration Fees	SHRM Annual Conference, New Orleans, LA - June 18-21, 2017
Ronev, Jennv	378839	20-Jul-17	400.52	Airfare	From Los Angeles to New Orleans, LA - Attended SHRM Annual Conf., June 18-21, 2017
Ronev, Jennv	378839	20-Jul-17	386.73	Airfare	Return airfare to Los Angeles, attended SHRM Annual Conf., June 18-21, 2017
Sinclair, Todd	379169	31-Jul-17	271.00	Membership/Certification	Orange County Backflow Device Tester exam fee and certification
Total Amount:			\$ 3,980.47		

August 28, 2017

Prepared by: J. McGehee/R. Mori

Submitted by: K. Burton *(KLB)*

Approved by: Paul A. Cook *(Paul A. Cook)*

CONSENT CALENDAR

SANTIAGO HILLS II CAPITAL FACILITIES DESIGN CHANGE ORDER

SUMMARY:

Irvine Community Development Company (ICDC) delayed the Santiago Hills II development, which also included the construction of streets, storm drains, domestic water, sewer, and recycled water improvements. ICDC's engineer for the work, Michael Baker International (MBI), continued design of the Offsite Pipelines for the Irvine Lake Pipeline North Conversion (ILP) project after the development was canceled through a reimbursement agreement. Staff recommends that the Board authorize the General Manager to accept ICDC's design change order with MBI in the amount of \$203,200 for the Santiago Hills II, Recycled Water Capital Improvements.

BACKGROUND:

In December 2016, ICDC formally delayed the Santiago Hills II development located between State Route 241/261 and Jamboree Road at Santiago Canyon Road. Design and construction of the IRWD facilities associated with the development were originally prepared by MBI, who also incorporated the 42-inch pipelines from the Offsite Pipelines for the ILP North Conversion project. All design work was performed under the terms of the Master Reimbursement Agreement and Supplemental Reimbursement Agreement between ICDC and IRWD approved by the Board in May 1997 and August 2016, respectively.

The ILP North Conversion Project is part of the District's strategic plan to increase recycled water usage and reduce reliance on imported water supplies by converting a significant portion of the ILP from untreated water to recycled water. The conversion project will convert the Rattlesnake Reach of the ILP, which is located between Rattlesnake Reservoir and the Zone C+ reservoir, from untreated to recycled water. The conversion project includes constructing a new 2.4 million gallon buried concrete Zone C+ reservoir, various modifications at the Rattlesnake Reservoir Complex, and the offsite pipelines necessary to connect the reservoir to the ILP.

Design Change Order No. 1:

In September 2016, the Board authorized the General Manager to accept ICDC's design support services contract with MBI for the Santiago Hills II, Recycled Water Improvements project as part of the Santiago Hills II development. Due to the delay of the Santiago Hills II development, it was necessary to separate the 42-inch pipelines from the Offsite Pipelines for the ILP North Conversion project, which were initially incorporated into the development improvements contract documents, into a stand-alone set of contract documents that staff could advertise for construction. ICDC submitted design Change Order No. 1 in the amount of \$203,200 to facilitate this effort. The change order, which is attached as Exhibit "A", includes utility design modifications, preparation of traffic control plans, preparation of pavement replacement plans, additional potholing, additional drawings and specifications, and project coordination. Staff

reviewed MBI's scope of work and fee and recommends that the Board authorize the General Manager to accept ICDC's design change order with MBI in the amount of \$203,200 for the Santiago Hills II, Recycled Water Capital Improvements.

FISCAL IMPACTS:

Project 05823 is included in the FY 2017-18 Capital Budget. The existing budget is sufficient to fund the recommendations presented.

The ILP North Conversion Project, which includes the reservoir and associated off-site pipelines, is receiving grant funding from the United States Department of Bureau of Reclamation (USBR) and the State Water Resources Control Board (State Board). The USBR funding, in the amount of \$300,000, is being provided through the Drought Resiliency Grant program with 75 percent IRWD matching requirements. The State Board is providing Proposition 1 Recycled Water Program grant funds, which will contribute up to a 35 percent match on eligible construction costs up to a maximum of \$29,510,300 in project costs.

ENVIRONMENTAL COMPLIANCE:

The Offsite Pipelines for the ILP North Conversion Project is subject to the California Environmental Quality Act (CEQA) and in conformance with California Code of Regulations Title 14, Chapter 3, Article 6, a Notice of Intent to adopt a Mitigated Negative Declaration was filed with the County of Orange on November 3, 2015. Pursuant to State Guideline § 15073, the Initial Study/Mitigated Negative Declaration (IS/MND) was made available for public review for a period of 30 days from November 4, 2015 through December 3, 2015. The IS/MND was adopted by IRWD Board of Directors at its January 11, 2016 meeting. A Notice of Determination was filed with the Orange County Clerk/Recorder and the CA State Clearinghouse on January 12, 2016.

COMMITTEE STATUS:

This item was reviewed by the Engineering and Operations Committee on August 15, 2017.

RECOMMENDATION:

THAT THE BOARD AUTHORIZE THE GENERAL MANAGER TO ACCEPT IRVINE COMMUNITY DEVELOPMENT COMPANY'S DESIGN CHANGE ORDER WITH MICHAEL BAKER INTERNATIONAL IN THE AMOUNT OF \$203,200 FOR THE SANTIAGO HILLS II, RECYCLED WATER CAPITAL IMPROVEMENTS, PROJECT 05823.

LIST OF EXHIBITS:

Exhibit "A" – ICDC Change Order No. 1 with MBI

EXHIBIT "A"

CHANGE NO.:	_____
DATE:	08/16/17

POTENTIAL CHANGE OF WORK ACKNOWLEDGEMENT & VALUE (FOR IRWD CAPITAL IMPROVEMENTS)

The purpose of this form is to acknowledge a change in work for the intent of reimbursement of costs. Upon acceptance a change order will be issues.

IRWD P.O. No.:	_____	ICDC Original Contract #:	_____
	_____	ICDC Original SAP PO #:	_____
	_____	ICDC SAP CO PO #:	4500102164 co01 - 4500117679
Sewer	<input type="checkbox"/>	Owner:	Irvine Community Development Company co02 - 4500121437
Domestic Water	<input type="checkbox"/>	Consultant:	Michael Baker International, Inc.
Reclaim Water	<input checked="" type="checkbox"/>	Design Engineer:	_____
Other	<input type="checkbox"/>	IRWD Mgr.	Kelly Lew


Project Description: Santiago Hills II, IRWD 42-inch, 10-inch Recycled Waterlines Capital Facilities Final Design

PART A – POTENTIAL CHANGE OF WORK:

Plan Revision Required: YES NO Estimated Cost: 203,200.00


Change Initiated By: _____


Work Description: See attached proposal dated 8/08/17

1. Submitted by: 
Thomas E. Heggi for Jamie Yoshida
In IRWD's opinion the aforementioned work **does** **does not**
qualify as a potential change in work.
- 2b. IRWD comments (required if representative does not concur with the potential change):

- 2c. Reviewed by: _____
IRWD Representative / Date
3. Received and Recorded by: _____
Owner Representative / Date

PART B – CHANGE OF WORK VALUE: 203,200.00
\$ _____

- Detailed Backup Attached
1. Submitted by:  AUG 16 2017
Thomas E. Heggi for Jamie Yoshida / Date
 2. Recommended by: _____
IRWD Representative / Date



- DocuSign to Agency
- Log in from DocuSign (Executed)
- Attach in SAP
- Send Carolyn Email


RUSH

Request Date: August 16, 2017
 To: Contracts Administration Dept. (MS: T1-7-5)

Requestor*: Mike Dole
 * Requestor = the person directing/managing the work effort.
 Manager**: Jamie Yoshida
 ** Manager = the person with signature authority and managing budget.

Vendor Name: Michael Baker International, Inc.

Project Title: **Santiago Hills II IRWD 42-inch, 20-inch, 10-inch Recycled Waterlines Capital Facilities Final Design**

CODING (To be completed by Manager)			
ORIGINAL CONTRACT PO NO <i>(Generated by SAP):</i>		4500102164	
BUSINESS LINE (A):	LD	MASTER PROJECT (B):	0200
TASK (C):	EG	TASK ID (D):	01
POTENTIAL CONTRACT	XX	POTENTIAL CONTRACT ID	00
FUNDING SOURCE (E):		3 (IRWD)	
WBS ELEMENT (A-B.C.D.E)		LD - 0200 . EG . 01 . 3 (IRWD)	
FUNCTIONAL AREA:		OALL	
COST ELEMENT or G/L ACCT		9600180	
PO DOCUMENT CODE:		ZC06	
Coding approved by Manager:			
Signature: 		/ Date: <u>8.16.17</u>	

Thomas E. Heggi
 Vice President

CHANGE ORDER INFORMATION:

Change Order Description: *[Itemize what change(s) occurred.]*
42-inch Recycled Waterline Design Changes \$12,000
Traffic Control Plan Changes \$ 9,000
10-inch Recycled Waterline Design Changes \$4,800

Why is this Change Order necessary? *[Itemize where the change(s) occurred, why the change(s) occurred, and who requested the change(s).]*
Additional work not included in original contract


Total Change Amount: \$25,800.00 T&M
 Reimbursable Amt Chg: \$0.00 Note: This amount is part of the total Change Order amount above.

CHANGES IN CONTRACT TERMS:

Does this Change Order require the Contract Time to be extended? **Yes (if Yes, fill in item(s) below)**
 Contract Time Extended By: 365 **Calendar Days**
 Note: For Construction Contracts, the new completion date shall be reflected the in the Weekly Statement of Working Days.

ITEMS REQUIRED TO BE ATTACHED AS SUPPORTING DOCUMENTS TO CHANGE ORDER:

- | | | |
|---|--|---|
| <input type="checkbox"/> Scope of Services | <input type="checkbox"/> Price Quote (Proposal) | <input type="checkbox"/> Backup Documentation (as applicable) |
| <input type="checkbox"/> T&M Tickets (signed) | <input checked="" type="checkbox"/> PCOW (as applicable) | <input type="checkbox"/> >\$250K Memo (as applicable) |
| <input type="checkbox"/> Engineer's Estimate (Construction Contracts Only) | <input type="checkbox"/> Engineer's Justification Memo (Construction Contracts Only) | <input type="checkbox"/> Contractor's Price (Construction Contracts Only) |
| <input type="checkbox"/> Final Quantity Certification (Construction Contracts Only) | <input type="checkbox"/> Other: | |

CODING APP SIGNATURE: 	DocuSigned by: _____	/ DATE: <u>8/21/2017</u>	CHANGE ORDER PURCHASE ORDER NO. (Generated by SAP): <u>4500121437</u>
CHANGE OR (Generated by SAP): <u>09CD2522B48D4A1</u>	CHANGE ORDER FULLY EXECUTED ON:		REQUESTOR NOTIFIED ON:



We Make a Difference

Michael Baker
INTERNATIONAL

August 8, 2017

JN 151918

Mr. Jamie Yoshida
IRVINE COMPANY COMMUNITY DEVELOPMENT
550 Newport Center Drive
Newport Beach, CA 92660

Subject: Request for Amendment No. 2: Santiago Hills II, IRWD 42-inch, 20-inch, 10-inch Recycled Waterlines Capital Facilities Final Design

Dear Mr. Yoshida:

Michael Baker International (MBI) respectfully requests an addendum for additional work that was necessary to complete the design of the Santiago Hills II Recycled Waterline Capital Facilities project (aka IRWD Irvine Lake Pipeline North Conversion Project). As described below, the additional work effort is primarily due to requests by IRWD and the City of Orange to revise pipeline alignments previously established in order to improve traffic control during construction. The added tasks/additional effort that resulted from this change are identified and described below:

Item No. 1: 42-inch Recycled Waterline Design Changes: **\$ 12,000**

After review of the City of Orange comments/concerns regarding the traffic control plans for the intersection of Jamboree Rd. and Santiago Canyon Rd., IRWD contacted MBI and suggested moving the ILP connection point further north in the intersection to allow for improved traffic control in the intersection during construction.

MBI's original scope of work acknowledged that the horizontal alignments of all the proposed pipelines had been finalized with a previous Consultant. Shifting the ILP connection point further north required the alignment of the 42-inch Inlet pipe to be revised on three (3) design sheets in both plan and profile. MBI also revised the connection detail on Sheet D-2. This task also includes coordination with the IRWD, the City of Orange, and the Sub-consultant.

Item No. 2: Traffic Control Plan Changes: **\$ 9,000**

Due to the relocation of the ILP connection point the traffic control plans for work in the intersection of Jamboree and Santiago Canyon Rd. were revised. The Sub-consultant responsible for producing the traffic control plans has requested additional funds for evaluating the new intersection movements, and revising the plans. This task also required MBI to review impacts to the ultimate street and storm drain plans, revise the project specifications and provide additional coordination with the Sub-consultant, IRWD, and the City of Orange. Additional submittals to the City were also made in order to have the revised traffic control plans approved.

5 Hutton Centre Drive, Suite 500, Santa Ana, CA 92707
Office: 949-472-3505 | Fax: 949-472-8373

Michael Baker INTERNATIONAL

We Make a Difference

Item No. 3: 10-inch Recycled Waterline Design Changes:

\$ 4,800

The City of Orange requested the alignment of the 10-inch waterline in Santiago Canyon Road, west of Jamboree be revised to align within a single lane of the street. MBI's original scope of work acknowledged that the horizontal alignments of all the proposed pipelines had been finalized with a previous Consultant. Revising the alignment required updating all four (4) design sheets in both plan and profile.

TASK	DESCRIPTION	FEE
01	42-inch Recycled Waterline Design Changes	\$ 12,000
02	Traffic Control Plan Changes	\$ 9,000
03	42-inch Recycled Waterline Design Changes	\$ 4,800
	10-inch (see above Item No. 3)	
Total Professional Fee		\$ 25,800

We appreciate the opportunity to be of continued service to ICDC. Should you have any questions or require additional information, please do not hesitate to contact me at (949) 330-4275, or jnagle@mbakerintl.com.

Sincerely,



John Nagle, P.E.
Vice President
Water/Wastewater Engineering

CHANGE ORDER REQUEST

Request Date: March 30, 2017

To: Contracts Administration Dept. (MS: T1-7-5)

Requestor*: Jamie Yoshida

* Requestor = the person directing/managing the work effort.

Manager**: Jamie Yoshida


** Manager = the person with signature authority and managing budget.

Vendor Name: Michael Baker International, Inc.

Project Title: **Santiago Hills II, IRWD Recycled Waterlines Capital Facilities Final Design**

CHANGE ORDER INFORMATION:

Change Order Description: [Itemize what change(s) occurred.]

CODING (To be completed by Manager)			
ORIGINAL CONTRACT PO NO. <i>(Generated by SAP):</i>	4500102164		
BUSINESS LINE (A):	LD	MASTER PROJECT (B):	0200
TASK (C):	EG	TASK ID (D):	01
POTENTIAL CONTRACT:	xx	POTENTIAL CONTRACT ID:	00
FUNDING SOURCE (E):	3 (IRWD)		
WBS ELEMENT (A-B C D.E)	LD - 0200 . EG . 01 . 3 (IRWD)		
FUNCTIONAL AREA:	OALL		
COST ELEMENT or G/L ACCT:	9600180		
PO DOCUMENT CODE:	ZC06		
Coding approved by Manager:			
Signature: 			Date: <u>4/9/17</u>

TASK DESCRIPTION

TASK	DESCRIPTION	FEE
01	Recycled Waterline Design Changes	\$ 27,000
02	Future Utility and Street Improvement Modifications	\$ 3,600
03	Preparation of Traffic Control Plans	\$ 75,000
04	Preparation of Pavement Plans	\$ 8,800
05	Additional Potholing	\$ 25,800
06	Easement Acquisition Assistance	\$ 9,500
07	Additional Meetings and Project Coordination	\$ 8,700
08	Drawing Submittals	\$ 6,000
09	Specifications	\$ 3,000
10	Bid Period Assistance	\$ 10,000

Why is this Change Order necessary? [Itemize where the change(s) occurred, why the change(s) occurred, and who requested the change(s).]

Work not included in original contract.

Total Change Amount: \$177,400.00 T&M

Reimbursable Amt Chg: \$0.00 Note: This amount is part of the total Change Order amount above.

CHANGES IN CONTRACT TERMS:


Does this Change Order require the Contract Time to be extended? **Yes** (if Yes, fill in item(s) below)

Contract Time Extended By: 365 **Calendar Days**

Note: For Construction Contracts, the new completion date shall be reflected in the Weekly Statement of Working Days.

ITEMS REQUIRED TO BE ATTACHED AS SUPPORTING DOCUMENTS TO CHANGE ORDER:

- | | | |
|---|--|---|
| <input type="checkbox"/> Scope of Services | <input type="checkbox"/> Price Quote (Proposal) | <input type="checkbox"/> Backup Documentation (as applicable) |
| <input type="checkbox"/> T&M Tickets (signed) | <input checked="" type="checkbox"/> PCOW (as applicable) | <input type="checkbox"/> >\$250K Memo (as applicable) |
| <input type="checkbox"/> Engineer's Estimate (Construction Contracts Only) | <input type="checkbox"/> Engineer's Justification Memo (Construction Contracts Only) | <input type="checkbox"/> Contractor's Price (Construction Contracts Only) |
| <input type="checkbox"/> Final Quantity Certification (Construction Contracts Only) | <input type="checkbox"/> Other: | |

CODING AP SIGNATURE 	DocuSigned by: / DATE: <u>5/1/2017</u>	CHANGE ORDER PURCHASE ORDER NO. <i>(Generated by SAP):</i>	4500117679
CHANGE ORDER NO. <i>(Generated by SAP):</i>	09CD2522B48D4A1... CO01	CHANGE ORDER FULLY EXECUTED ON:	REQUESTOR NOTIFIED ON:

March 6, 2017

JN 151918

Mr. Jamie Yoshida
IRVINE COMPANY COMMUNITY DEVELOPMENT
550 Newport Center Drive
Newport Beach, CA 92660

Subject: Request for Amendment No.1: Santiago Hills II, IRWD 42-inch, 20-inch, 10-inch Recycled Waterlines Capital Facilities Final Design

Dear Mr. Yoshida:

Michael Baker International (MBI) respectfully requests an addendum for additional work necessary to complete design of the Santiago Hills II Recycled Waterline Capital Facilities project (aka IRWD Irvine Lake Pipeline North Conversion Project). As described below, the additional work effort is primarily due to IRWD's decision to move forward with constructing the waterlines as a stand-alone project, in response to ICDC's development plans being put on indefinite hold. The added tasks/additional effort that resulted from this change are identified and described below:

Item No. 1: Recycled Waterline Design Changes: **\$ 27,000**

After submitting 90%+ design plans, MBI was notified along with IRWD that the development was being put on hold. The dual pipeline design in Santiago Canyon Road, east of Jamboree, was originally based upon a new street alignment. One of the 42-inch pipelines was designed to be within a widened section of the street and both pipelines were designed to follow the future alignment of the re-aligned street. The grade of the future street was to be improved as well, with some locations raising the grade, and others dropping it. Because the pipelines will now be installed within the unimproved street and existing grade, approximately 2,700 LF of pipeline required re-alignment/re-design. Additional re-design was necessary to avoid conflicts with existing utilities such as the 54" Baker pipeline, an 18" storm drain, and existing power poles. One of the ongoing issues with the re-design has been coordinating the design of the tie-in at the new IRWD Zone C+ reservoir with Kleinfelder.

MBI's original scope of work included coordinating the IRWD Zone C+ and ILP reservoir tie-in design with Kleinfelder, who designed IRWD's new non-potable reservoir. MBI completed its coordination with Kleinfelder, and completed the tie-in design. This design was based on the assumption that the street widening project would be completed prior to or at the same time the tie-in would be constructed. Now that the Santiago Canyon Road (east) street widening project is no longer moving forward, the point of connection to the reservoir Inlet/outlet lines was no longer a viable point of connection because of a conflict with an existing power pole and requires further coordination with Kleinfelder to determine an acceptable point of connection.

Item No. 2: Future Utility and Street Improvement Modifications: **\$ 3,600**

At IRWD's request, MBI removed future utilities depicted on all drawing plan views, but showed those future utilities in the profile views that would have an impact on the profile. At IRWD's request, MBI also removed the plan view future street improvements, such as future curb and gutter, center medians, and centerline. These alterations to the plan affected all 12 plan and profile sheets.

Item No. 3: Preparation of Traffic Control Plans: **\$ 75,000**

Traffic control plans for the 42-inch parallel pipelines in Santiago Canyon Road (east) and Jamboree Road and for the 20-inch pipeline on Jamboree Road were originally to be prepared under the SH II development street improvement plans contract. Now that the waterline project is proceeding independent of the development, stand-alone traffic control plans are required for construction. MBI proposes to utilize Traffic Control Engineering, Inc. (TCE) to prepare the additional traffic control plans. TCE will prepare concept plans for preliminary approval by the City, and final plans based on comments from the City. TCE estimates a total of 25 drawings will be required for the project. One reason for the number of drawings is that the speed limits along Jamboree and Santiago Canyon Roads require a significant length of taper. In addition, this task includes preparation of traffic control cross sections (requested by City of Orange) to assist in discussions with the City. This task also includes preparation of specifications, cost estimates, and coordination with City of Orange to facilitate acquisition of required City approvals. Budget is also included in this task for MBI's Project Manager to coordinate with TCE and the City of Orange.

Item No. 4: Preparation of Pavement Plans: **\$ 8,800**

Preparation of pavement plans was not included in MBI's original scope of work. The City of Orange requires a pavement plan be included with the stand-alone recycled waterline plan set, once the development plans were put on hold. Four drawings were prepared for City approval that show limits of pavement overlay, and slurry seal. It is anticipated the City will also have new requirements for the project (i.e. different from requirements when the project was being constructed as part of development improvements) when it comes to pavement replacement. These requirements will need to be addressed in the final pavement plans and specifications.

Item No. 5: Additional Potholing: **\$ 25,800**

MBI originally estimated that forty (40) potholes would be necessary to complete the design of the dual 42-inch, 20-inch, and 10-inch pipelines. MBI sub-contracted with Boudreau Pipelines to complete the work. During design it was determined that the original pothole estimate would be enough to fulfill the design needs of the dual 42-inch and 20-inch pipelines, but not the 10-inch pipeline. Based on coordination with IRWD, MBI estimates that an additional seventeen (17) potholes will be required to complete design of the 10-inch pipeline.

As development of the plans progressed MBI's potholing sub-consultant Boudreau was only able to complete 26 of the potholes for the dual 42-inch and 20-inch pipelines. MBI regularly attempted to contact Boudreau to complete the work, but due to untimely performance, MBI ended its contract with Boudreau, leaving a total of 14 potholes yet to be completed within MBI's original budget.

Due to changes in the alignment to the 42-inch pipelines, and because the Baker Pipeline is no longer being relocated, two additional potholes were identified in Santiago Canyon Road (east) in order to locate the Baker pipeline and a 48-inch waterline. Therefore, this task provides a budget for an additional 19 potholes, and coordinating the completion of the remaining 14 potholes from the original scope of work. MBI proposes to utilize C-Below to perform all of the remaining pothole work. This task also includes coordination with the sub-consultant, processing the pothole data, and revising the pipeline design due to any conflicts. MBI assumes that survey will not be provided to establish pothole locations and elevations under this task.

Item No. 6: Easement Acquisition Assistance: **\$ 9,500**

Assistance with easement acquisition was not included in MBI's original scope of work for the recycled waterline project. ICDC requested MBI support acquisition of an easement from OC Parks, which has included meeting attendance, preparation of a legal description and exhibit, and processing of the easement with OC Parks.

Item No. 7: Additional Meetings and Project Coordination: **\$ 8,700**

MBI's original scope of work included budget for attending four (4) meetings, preparing exhibits, and overall project coordination. This budget was also based upon a project duration of 3 months. To date, seven (7) meetings have been attended by the Engineer, and it is anticipated an additional meeting will be required for completion of final design. In addition, due to the longer project duration, additional project management and coordination has been required. An additional 60 hours of the Engineer's time is estimated to have been required due to the extended duration of the project.

Item No. 8: Drawing Submittals: **\$ 6,000**

MBI's original scope of work included budget for three (3) drawing submittals at 60%, 90%, and final completion. MBI completed these submittals prior to the project becoming stand-alone. Once the pipeline project became stand-alone MBI revised the plans based on IRWD's direction and delivered a 4th submittal to IRWD on December 27, 2016. Following that submittal MBI attended a progress meeting with the City of Orange and discussed revisions that the City would require on the stand-alone plan set. Those revisions along with comments received from IRWD were combined in a 5th submittal to the City and IRWD on February 27, 2017. MBI estimates that one (1) additional submittal will be required to finalize the design. Therefore, budget for three (3) additional submittals will be required for the re-design of the recycled water pipelines.

Item No. 9: Specifications: **\$ 3,000**

Specifications for this project were originally prepared utilizing ICDC's front-end documents, with IRWD technical specifications attached. Once the project became an IRWD stand-alone bid set, MBI was required to prepare specifications (i.e. Project Manual) per IRWD requirements. This has required an additional effort by the Engineer.


Item No. 10: Bid Period Assistance: **\$10,000**

During the bidding period, Michael Baker will provide IRWD with assistance on an as-requested basis. It is assumed that tasks may include: responding to bidders questions; attending a pre-bid meeting; reviewing the bids, and assistance in preparation of bid addenda.

August 28, 2017

Prepared and

submitted by: C. Compton 

Approved by: Paul A. Cook 

CONSENT CALENDAR

ACWA REGION 10 ELECTION FOR THE 2018-2019 TERM

SUMMARY:

The Association of California Water Agencies (ACWA) is holding elections for its Region 10 officers and Board members for the 2018-2019 term. The Region 10 Board represents and serves the ACWA members of Orange and San Diego Counties. Staff recommends the Board support the slate of candidates selected by the Region 10 Nominating Committee endorsing Cathy Green as Chair, DeAna Verbeke as Vice Chair, and Jim Atkinson, Chuck Gibson, James Murtland, and Richard Vasquez as Board Members.

Region 10 Board Ballots must be signed by an IRWD-authorized representative and submitted to ACWA by September 29, 2017. Staff recommends the Board support the candidates as selected by the ACWA Region 10 Nominating Committee and authorize the General Manager to sign the Region 10 Board Ballot for the 2018-2019 term.

BACKGROUND:

Every two years ACWA holds elections for each of its Region Boards. The Region 10 Nominating Committee has recommended a slate of candidates for the 2018-2019 Region 10 officers and Board members and ACWA is now in the process of holding the election for these positions.

Region 10's rules and regulations require that:

- The Region 10 Chair and Vice Chair be from different counties;
- At least one of the Chair or Vice Chair positions be an elected/appointed director from a member agency; and
- Region 10 Board membership alternates every two years with three region Board members from one county and two from the other. The county from which the chair comes from shall have two region Board members and the county from which the vice chair comes from shall have three region Board members.

During the 2018-2019 term, the Chair and two region Board members shall be from Orange County, and the Vice Chair and three region Board members from San Diego County.

Each member agency's ballot must be received by September 29, 2017, if it is to be counted. Staff recommends the Board support the candidates as selected by the ACWA Region 10 Nominating Committee and authorize the General Manager to sign the Region 10 Board Ballot for the 2018-2019 term.

The Nomination Committee has recommended the following slate:

Chair: Cathy Green, President, Orange County Water District

Vice Chair: DeAna Verbeke, Board Member, Helix Water District

Board Members: Jim Atkinson, Director, Mesa Water District
Chuck T. Gibson, Board President, Santa Margarita Water District
James B. Murtland, President, Rincon del Diablo Municipal Water District
Richard L. Vasquez, Director, Vista Irrigation District
Vacant (San Diego County)

Individual Board candidates may also be selected on the Region 10 Board Ballot, which is provided in Exhibit "A".

FISCAL IMPACTS:

None.

ENVIRONMENTAL COMPLIANCE:

Not applicable.

COMMITTEE STATUS:

This item was not reviewed by a Committee.

RECOMMENDATION:

THAT THE BOARD SUPPORT THE CANDIDATES AS SELECTED BY THE ACWA REGION 10 NOMINATING COMMITTEE AND AUTHORIZE THE GENERAL MANAGER TO SIGN THE REGION 10 BOARD BALLOT FOR THE 2017-2018 TERM.

LIST OF EXHIBITS:

Exhibit "A" – Official Region 10 Board Ballot for the 2016-2017 Term

EXHIBIT "A"

Christine Compton - Polls Open! ACWA Region 10 Election Ballot

From: Christine Compton
Date: 8/1/2017 4:16 PM
Subject: Polls Open! ACWA Region 10 Election Ballot

>>> ACWA Region Elections <regionelections@acwa.com> 8/1/2017 3:56 PM >>>



TO: ACWA REGION 10 MEMBER AGENCY BOARD PRESIDENT
AND GENERAL MANAGER

Ballot for Region 10 Board Election for the 2018-2019 Term

It is time to elect the 2018-2019 ACWA Region 10 Chair, Vice Chair, and board members who will represent and serve the members of Region 10. Attached, you will find the official ballot which includes the Region 10 Nominating Committee's recommended slate as well as individual candidates running for the Region 10 Board.

Your agency is entitled to cast only one vote. Please review the attached ballot and have your agency's authorized representative cast its vote for the slate as recommended by the Region 10 Nominating Committee or cast its vote for an individual Region 10 chair, vice chair and three to five board members.

2018-2019 ACWA Region 10 Ballot is located [HERE](#).
Region 10 Rules and Regulations are located [HERE](#).

Submit the electronic ballot to ACWA by September 29, 2017.
(Ballots received after September 29 will not be accepted.)

REMEMBER, YOUR VOTE IS IMPORTANT. Region 10 Board members are elected to represent the issues, concerns and needs of your region. The Region 10 chair and vice chair will serve on ACWA's board of directors for the next two-year term beginning January 1, 2018. Additionally, the newly elected chair and vice chair will make the Region 10 committee appointment recommendations to the ACWA president for the 2018-2019 term. Also, either the chair or vice chair will hold a seat on the ACWA Finance Committee.

If you have questions, please contact your Regional Affairs Representative, Brandon Ida, at brandoni@acwa.com or call 916-441-4545.

Thank you for your careful consideration and participation in the Region 10 election process.

OFFICIAL

REGION 10 Board Ballot

2018-2019
TERM



**Please return completed ballot
by September 29, 2017**

E-mail: anaj@acwa.com
Mail: ACWA
910 K Street, Suite 100
Sacramento, CA 95814

General Voting Instructions:

1 You may either vote for the slate recommended by the Region 10 Nominating Committee or vote for individual region board members (please note rules & regulations for specific qualifications). Mark the appropriate box to indicate your decision.

2 Complete your agency information. The authorized representative is determined by your agency in accordance with your agency's policies and procedures.

Region 10 Rules & Regulations:

The chair and vice chair shall be from different counties. The 2018-2019 Term shall consist of a Chair and 2 Board Members from Orange County and a Vice Chair and 3 Board Members from San Diego County. At least one of the chair or vice chair positions must be an elected/appointed director from a member agency.

1

Nominating Committee's Recommended Slate

I concur with the Region 10 Nominating Committee's recommended slate below.

CHAIR:

- **Cathy Green**, Director, Orange County Water District (Orange County)

VICE CHAIR:

- **DeAna Verbeke**, Board Member, Helix Water District (San Diego County)

BOARD MEMBERS:

- **Jim Atkinson**, Director, Mesa Water District (Orange County)
- **Charles T. Gibson**, Board President, Santa Margarita Water District (Orange County)
- **James B. Murtland**, President, Rincon del Diablo MWD (San Diego County)
- **Richard L. Vasquez**, Director, Vista Irrigation District (San Diego County)
- **Vacant** (San Diego County)

OR

Individual Board Candidate Nominations

(See Rules & Regulations before selecting)

I do not concur with the Region 10 Nominating Committee's recommended slate. I will vote for individual candidates below as indicated.

CANDIDATES FOR CHAIR: (CHOOSE ONE)

- Cathy Green**, Director, Orange County Water District (Orange County)

CANDIDATES FOR VICE CHAIR: (CHOOSE ONE)

- DeAna Verbeke**, Board Member, Helix Water District (San Diego County)

CANDIDATES FOR BOARD MEMBERS: (MAX OF 5 CHOICES)

- Jim Atkinson**, Director, Mesa Water District (Orange County)
- Charles T. Gibson**, Board President, Santa Margarita Water District (Orange County)
- Cathy Green**, Director, Orange County Water District (Orange County)
- James B. Murtland**, President, Rincon del Diablo MWD (San Diego County)
- Richard L. Vasquez**, Director, Vista Irrigation District (San Diego County)
- DeAna Verbeke**, Board Member, Helix Water District (San Diego County)

2

AGENCY NAME

AUTHORIZED REPRESENTATIVE

DATE



REGION 10 RULES AND REGULATIONS

Each region shall organize and adopt rules and regulations for the conduct of its meetings and affairs not inconsistent with the Articles of Incorporation or bylaws of the Association (ACWA Bylaw V, 6).

OFFICERS

The chair and vice chair shall be from different counties.

At least one of the chair or vice chair positions must be an elected/appointed director from a member agency.

The region board members shall alternate every two years with three from one county and two from the other. The county from which the chair comes from shall have two region board members and the county from which the vice chair comes from shall have three region board members.

The chair will provide the region secretary.

MEETINGS

The region will hold at least quarterly meetings, including the ACWA spring and fall conferences.

The region chair will determine when and if nonmembers are invited to regional activities or events.

ATTENDANCE

If a region chair or vice chair is no longer allowed to serve on the Board of Directors due to his / her attendance, the region board shall appoint from the existing region board a new region officer. (ACWA Policy & Guideline Q, 1.)

If a region chair or vice chair misses three consecutive region board / membership meetings, the same process shall be used to backfill the region officer position. (ACWA Policy & Guideline Q, 1.)

If a region board member has three consecutive unexcused absences from a region board meeting or general membership business meeting, the region board will convene to discuss options for removal of the inactive board member. If the vacancy causes the board to fail to meet the minimum requirement of five board members, the region must fill the vacancy according to its rules and regulations. (ACWA Policy & Guideline Q, 3.)

ELECTIONS

All nominations received for the region chair, vice chair and board positions must be accompanied by a resolution of support from each sponsoring member agency, signed by an authorized representative of the Board of Directors. Only one individual may be nominated from a given agency to run for election to a region board. Agencies with representatives serving on the nominating committees should strive not to submit nominations for the region board from their agency. (ACWA Policy & Guideline P, 2.)

Election ballots will be e-mailed to ACWA member agency general managers and presidents.

The nominating committee shall consist of four persons, two from each county.

The nominating committee shall pursue qualified members within the region to run for the region board and consider geographic diversity, agency size and focus in selecting a slate.

A member of the nominating committee cannot be nominated by the committee for an elected position.

See current region election timeline for specific dates.

ENDORSEMENTS

ACWA, as a statewide organization, may endorse potential nominees and nominees for appointment to local, regional, and statewide commissions and boards. ACWA's regions may submit a recommendation for consideration and action to the ACWA Board of Directors to endorse a potential nominee or nominee for appointment to a local, regional or statewide commission or board. (ACWA Policy & Guideline P, 3.)

COMMITTEE RECOMMENDATIONS & REPRESENTATION

All regions are given equal opportunity to recommend representatives of the region for appointment to a standing or regular committee of the Association. If a region fails to provide full representation on all ACWA committees, those committee slots will be left open for the

remainder of the term or until such time as the region designates a representative to complete the remainder of the term. (ACWA Policy & Guideline P, 4. A.)

At the first region board / membership meeting of the term, regions shall designate a representative serving on each of the standing and regular committees to serve as the official reporter to and from the committee on behalf of the region to facilitate input and communication. (ACWA Policy & Guideline P, 4. B.)

The chair and vice chair will recommend an official alternate for excused committee members.

TOURS

ACWA may develop and conduct various tours for the regions. All tour attendees must sign a "release and waiver" to attend any and all region tours. Attendees agree to follow environmental guidelines and regulations in accordance with direction from ACWA staff; and will respect the rights and privacy of other attendees. (ACWA Policy & Guideline P, 6.)

FINANCES

See "Financial Guidelines for ACWA Region Events" document.

AMENDING THE REGION RULES & REGULATIONS

ACWA policies and guidelines can be amended by approval of the ACWA Board of Directors.

The region 10 rules and regulations can be changed at any time with advanced written notice to member agencies.

© 2017 Association of California Water Agencies

August 28, 2017

Prepared by: S. Malloy

Submitted by: K. Burton *KLB*

Approved by: Paul A. Cook *PAC*

ACTION CALENDAR

MICHELSON WATER RECYCLING PLANT BIOSOLIDS AND ENERGY RECOVERY FACILITIES CONTRACT CHANGE ORDER NO. 58 AND VARIANCE NO. 4

SUMMARY:

Filanc/Balfour-Beatty (FBB) is constructing the Michelson Water Recycling Plant (MWRP) Biosolids and Energy Recovery Facilities (Biosolids Project). Contract Change Order (CCO) No. 58 includes electrical and SCADA programming modifications. Ninyo and Moore has been providing materials testing on the Biosolids project, and Variance No. 4 is for supplemental materials testing. Staff recommends that the Board:

- Approve CCO No. 58 in the amount of \$182,938.94 with FBB, and
- Authorize the General Manager to execute Variance No. 4 in the amount of \$17,950 with Ninyo and Moore to provide supplemental materials testing for the Biosolids Project.

BACKGROUND:

Construction of the Biosolids Project was awarded to FBB in March 2013 in the amount of \$163,465,940. The Biosolids Project will provide biosolids digestion, dewatering, energy production, and on-site sludge drying. The project includes excavation for subsurface structures; installation of foundation piles; three egg-shaped digesters; a state-of-the-art odor control system; a biogas conditioning system and power generation using microturbines; a fats, oil and grease receiving station; and new utility services. These facilities are being constructed on the land north of IRWD's Operations Center, maintenance shops, water quality laboratory, and warehouse.

CCO No. 58:

Staff negotiated with FBB and agrees to the labor and material costs contained in CCO No. 58, which contains the following items:

- *Concrete Cap over Shallow Pipe Crossings in the amount of \$7,923.00* – Sludge pipes were installed shallow between the Solids Handling Building and the digester area in order to clear electrical duct banks. The area was backfilled prior to realizing that the pipes needed to be encased in concrete to protect them from traffic loads. The cost included is for the time and materials to re-excavate the pipes and place the concrete.
- *Additional Conduit and Wiring for Sludge Screen Moisture Sensors in the amount of \$8,355.32* – Review of the contract documents revealed that additional conduit and wiring are necessary to connect the sludge screen moisture sensors to the Huber Control

Panel. This item is for the labor and materials to install and wire the sensors to the control panel.

- *SCADA Programming Modifications in the amount of \$15,758.38* – Review of the project requirements resulted in several SCADA programming modifications. These modifications were required to differentiate the SCADA computers for the recycled water process from the Biosolids process. Other SCADA changes were made for better program management and better user interface. The processes involved in these changes included the thickening centrifuge, odor control, and liquid chemical process areas. This item is for labor to make the necessary programming changes.
- *Polymer Storage Power Panels Wire and Breaker Modifications in the amount of \$24,238.65* – Review of project requirements revealed that the wires and breakers for the polymer storage power panels needed to be increased. This item is for the labor and material to increase the wire and breakers for the polymer storage power panels.
- *Odor Control Starter Modifications in the amount of 41,436.09* – The two 200 horsepower odor control fans have starters that are connected to Motor Control Center 4101 (MCC-4101) in the Solids Handling Building electrical room. MCC-4101 was purchased by FBB through the local electrical distributor, One Source, and fabricated by Rockwell. Rockwell included starters for the odor control fans; however, the supplier of the odor control system, Daniel Mechanical, required additional wiring and relays in the starters that were already fabricated by Rockwell. Since MCC-4101 is now energized, this re-work will require the electrical subcontractor, Morrow-Meadows, to de-energize MCC-4101. Once Rockwell has completed the re-work, the affected section of MCC-4101 will require field certification by Underwriters Laboratories. This item is for the labor and materials to make the necessary modifications of the odor control starters in MCC-4101 and UL certification.
- *Odor Control Fan Remote Temperature Device Revisions in the amount of \$52,484.50* – Eight remote temperature devices were added to each of the two 200 horsepower fan motors. The installation requires wiring, termination of the wires in a local panel, and routing a fiber optic cable from the local panel to the SCADA system. This item is for the materials and labor to install and connect the remote temperature devices in odor control system.
- *Re-location of Digester Control Building Gas Room Local Control Panels in the amount of \$32,743.00* – The gas boosters pump biogas from the acid digesters into the methane digesters. The local control panels were relocated so that they would not encroach onto the walkway of the gas room. This item is for the labor and material to relocate the local control panels.

Staff recommends that the Board approve CCO No. 58 in the amount of \$182,939.74, which is attached as Exhibit "A". Items that do not claim or grant additional time are considered full compensation for those items. If items require additional time, the items included in this change

order are full compensation except for time impacts. The Contractor reserves the right to claim time impacts, but the Contractor must show any time impacts to the project's critical path and how IRWD is responsible for these time impacts. Resolution of these time impacts is scheduled for a later date. CCO No. 58 does not extend any of the milestone completion dates. The construction change order summary is attached as Exhibit "B".

Variance No. 4:

Ninyo & Moore has been providing concrete sampling/testing, masonry grout sampling/testing, and welding inspection since 2013. The effort to complete these samplings and inspections was underestimated and after review of the remaining effort needed, staff requested that Ninyo & Moore submit a variance for the remaining work along with in-place density testing during paving operations, which will occur starting in fall 2017. Staff recommends that the Board approve Variance No. 4, which is attached as Exhibit "C", in the amount of \$17,950 with Ninyo & Moore.

FISCAL IMPACTS:

The MWRP Biosolids and Energy Recovery Facilities Project 04286 is included in the FY 2017-18 Capital Budget. The existing budget is sufficient to fund the change order and variance.

ENVIRONMENTAL COMPLIANCE:

The MWRP Biosolids and Energy Recovery Facilities is subject to the California Environmental Quality Act (CEQA) and in conformance with the California Code of Regulations Title 14, Chapter 3, Article 7, a Supplemental Environmental Impact Report (SEIR), SCH # 2011031091, was certified by IRWD at its October 22, 2012 meeting. The City of Irvine Planning Commission approved a conditional use permit for the IRWD Biosolids Project at its December 6, 2012 meeting.

COMMMITTEE STATUS:

This item was reviewed by the Engineering and Operations Committee on August 15, 2017.

RECOMMENDATION:

THAT THE BOARD APPROVE CONTRACT CHANGE ORDER NO. 58 IN THE AMOUNT OF \$182,938.94 WITH FILANC/BALFOUR BEATTY FOR ELECTRICAL AND SCADA PROGRAMMING MODIFICATIONS; AND AUTHORIZE THE GENERAL MANAGER TO EXECUTE VARIANCE NO. 4 IN THE AMOUNT OF \$17,950 WITH NINYO AND MOORE TO PROVIDE SUPPLEMENTAL MATERIALS TESTING FOR THE MICHELSON WATER RECYCLING PLANT BIOSOLIDS AND ENERGY RECOVERY FACILITIES, PROJECT 04286.

Action Calendar: Michelson Water Recycling Plant Biosolids and Energy Recovery Facilities
Contract Change Order No. 58 and Variance No. 4
August 28, 2017
Page 4

LIST OF EXHIBITS:

Exhibit "A" – Contract Change Order No. 58 with FBB
Exhibit "B" – Construction Change Order Summary
Exhibit "C" – Ninyo & Moore Variance No. 4

EXHIBIT "A"

CONTRACT CHANGE ORDER



Irvine Ranch Water District

15600 Sand Canyon Avenue
 P.O. Box 57000
 Irvine, CA 92619-7000
 (949) 453-5300

C.O. No. 58

Final

Project No. 04286

MWRP Biosolids and Energy Recovery Facilities

Project Title

Date: 08/09/2017

THE FOLLOWING CHANGE TO CONTRACT, DRAWINGS AND SPECIFICATIONS IS PROPOSED.	\$ ADDITIONS	\$ DELETIONS	DAYS ±
1. Concrete Cap over Shallow Pipe Crossings (CR-348) PR 04286 Task 5.31	\$7,923.00	\$0.00	See Notes
2. Additional Conduit and Wiring for Sludge Screen Moisture Sensors (CR-381) PR 04286 Task 5.30	\$8,355.32	\$0.00	See Notes
3. SCADA Programming Modifications (CR-433/476/546/547/551) PR 04286 Task 5.30	\$15,758.38	\$0.00	See Notes
4. Polymer Storage Power Panels Wire and Breaker Modifications (CR-456) PR 04286 Task 5.30	\$24,238.65	\$0.00	See Notes
5. Odor Control Starter Modifications (CR-466) PR 04286 Task 5.30	\$41,436.09	\$0.00	See Notes
6. Odor Control Fan Remote Temperature Device Revisions (CR-522) PR 04286 Task 5.30	\$52,484.50	\$0.00	See Notes
7. Re-location of Digester Control Building Gas Room Local Control Panels (CR-534) PR 04286 Task 5.30	\$32,743.00	\$0.00	See Notes
TOTAL	\$182,938.94	\$0.00	0

Notes:

- For all items noted above, the Contractor reserves the right to compensable and/or excusable time extensions provided that time impacts to the Project's critical path are demonstrated to be beyond the Contractor's control.
- Contractor reserves any and all rights it has and otherwise does not waive or release any claims it may have for additional compensation related to impact, including but not limited to the cumulative effect of the number, nature, or extent of any changes or design clarifications.
- The project completion date of October 31, 2017 per CCO No. 45 is unchanged by this Change Order.

DAYS ±

1. NET AMOUNT THIS CHANGE ORDER	=	\$182,938.94	0
2. ORIGINAL CONTRACT AMOUNT	=	\$163,465,940.00	1,278
3. TOTAL PREVIOUS CHANGE ORDER(S)	=	\$16,036,981.11	368
4. TOTAL BEFORE THIS CHANGE ORDER (2+ 3)	=	\$179,502,921.11	1,646
5. PROPOSED REVISED CONTRACT AMOUNT TO DATE (1+4)	=	\$179,685,860.05	1,646

sNOTE: The documents supporting this Change Order, including any drawings and estimates of cost, if required are attached hereto and made a part hereof. This Change Order shall not be considered as such until it has been signed by the Owner and the Contractor. Upon final approval, distribution of copies will be made as required. The parties mutually agree the pricing set forth in this Change Order are complete and fair compensation for the entirety of the work authorized under this Change Order and that no additional compensation is warranted nor shall it be allowed.

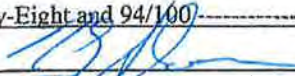
CHANGES: All workmanship and materials called for by this Change Order shall be fully in accord with the original Contract Documents insofar as the same may be applied without conflict to the conditions set forth by this Change Order. The time for completing the contract will not be extended unless expressly provided for in this Change Order.


We hereby agree to make the above change subject to the terms of this change order for the sum of: _____

-----One Hundred Eighty-Two Thousand Nine Hundred Thirty-Eight and 94/100-----Dollars

8/15/2017
Date

Filanc/Balfour-Beatty
Contractor


By: Harry Cosmos, President

SIGNATURE	DATE	APPROVAL LEVEL REQUIRED
	<u>8/9/17</u> Date <u>8-9-17</u> Date	Department Director Approval Required <input type="checkbox"/> Executive Director Approval Required <input type="checkbox"/> General Manager Approval Required <input type="checkbox"/> Board Approval Required <input checked="" type="checkbox"/>
IRWD Engineer or Consulting Engineer		
Principal Engineer		
Executive Director of Engineering & Water Quality	Date	
General Manager	Date	Purchase Order No.

sNOTE: The documents supporting this Change Order, including any drawings and estimates of cost, if required are attached hereto and made a part hereof. This Change Order shall not be considered as such until it has been signed by the Owner and the Contractor. Upon final approval, distribution of copies will be made as required. The parties mutually agree the pricing set forth in this Change Order are complete and fair compensation for the entirety of the work authorized under this Change Order and that no additional compensation is warranted nor shall it be allowed.

CHANGES: All workmanship and materials called for by this Change Order shall be fully in accord with the original Contract Documents insofar as the same may be applied without conflict to the conditions set forth by this Change Order. The time for completing the contract will not be extended unless expressly provided for in this Change Order.

EXHIBIT "B"

MWRP Biosolids and Energy Recovery Facilities

PR 21146 (4286)

Construction Change Order Summary

Contractor: Filanc/Balfour-Beatty
Design Engine Black & Veatch

				Contract Amount						Contract Days				Original Completion Date:
				Original Contract Amount: \$163,465,940.00						Original Days: 1,278				10/28/2016
Change Order	Description	Category	IRWD or FBB	Change Order Line Item Amount	Change Order Amount	Previous Change Orders	Cumulative Total of Change Orders	% of Original Contract Amount	Revised Contract Amount	Change Order Days	Previous Change Orders	Cum Total C O days	Revised Total Contract Days	Revised Completion Date
1	Approved by Exe. Director of Engineering and Water Quality Approved on October 24, 2013 1.1 Modifications to Road to Development Area - Delete AC to Triangle, add AB to Michelson (CR-004)	A	IRWD	\$ 20,202.42	\$20,202.42	\$0.00	\$20,202.42	0.01%	\$163,486,142.42	0	0	0	1,278	10/28/2016
2	Approved by Exe. Director of Engineering and Water Quality Approved on November 13, 2013 2.1 Street Light Conduit Modifications (CR-007)	B	IRWD	\$ 12,475.08	\$12,475.08	\$20,202.42	\$32,677.50	0.02%	\$163,498,617.50	0	0	0	1,278	10/28/2016
3	Approved by Board of Directors Approved on March 10, 2014 3.1 Bid Quantity Adjustment of Bid Item 8 6 Pre-Drill	B	FBB	\$ 745,503.00	\$745,503.00	\$32,677.50	\$778,180.50	0.48%	\$164,244,120.50	0	0	0	1,278	10/28/2016
4	Approved by Exe Dir of Eng & Water Quality Approved on March 14, 2014 4.1 Installation of Five Additional Groundwater Wells and Monitoring - (CR-006) PR 21146 (4286) Task 3505 4.2 Brace Bay Modifications at the FOG Station - (CR-015) PR 21146 (4286) Task 3505 4.3 Grounding Extension at Nitrogen and Mineral Oil System (CR-025) PR 21146 (4286) Task 3510	A	IRWD	\$11,047.81	\$23,029.22	\$778,180.50	\$801,209.72	0.49%	\$164,267,149.72	0	0	0	1,278	10/28/2016
5	Approved by Exe Dir of Eng & Water Quality Approved on March 14, 2014 5.1 Unidentified Utility - Meter Shop Discharge (CR-008) PR 21146 (4286) Task 3505 5.2 Connection Beam Modifications at Solids Handling Facility (CR-014) PR 21146 (4286) Task 3235 5.3 Increased Grating Thickness at Solids Handling Facility (CR-041) PR 21146 (4286) Task 3505	B	IRWD	\$15,225.75	\$24,851.73	\$801,209.72	\$826,061.45	0.51%	\$164,292,001.45	0	0	0	1,278	10/28/2016
6	Approved by General Manager Approved on March 20, 2014 6.1 Additional Costs to Install Piles to the Design Tip (CR-033) PR 21146 (4286) Task 3505	B	FBB	\$31,815.00	\$31,815.00	\$826,061.45	\$857,876.45	0.52%	\$164,323,816.45	0	0	0	1,278	10/28/2016
7	Approved by Exe Dir of Eng & Water Quality Approved on April 21, 2014 7.1 Meter Shop Discharge Pipe Leak Investigation and Repair (CR-013) PR 21146 (4286) Task 3505 7.2 Additional Reinforcement and Lifting Eyes for Removable Slabs at Solids Handling Building (CR-021) PR 21146 (4286) Task 3505 7.3 Increased Grating Thickness at Solids Handling Facility (CR-041) PR 21146 (4286) Task 3505 Additional Conductance Probe Materials for Relay Level Switches for Various Sumps Located at the Microturbine Area PR 21146 (4286) Task 3510	B	IRWD	\$2,542.00	\$24,725.00	\$857,876.45	\$882,601.45	0.54%	\$164,348,541.45	0	0	0	1,278	10/28/2016

**MWRP Biosolids and Energy Recovery Facilities
PR 21146 (4286)
Construction Change Order Summary**

Contractor: Filanc/Balfour-Beatty
Design Engine Black & Veatch

				Contract Amount						Contract Days				Original Completion Date:
				Original Contract Amount: \$163,465,940.00						Original Days: 1,278				10/28/2016
Change Order	Description	Category	IRWD or FBB	Change Order Line Item Amount	Change Order Amount	Previous Change Orders	Cumulative Total of Change Orders	% of Original Contract Amount	Revised Contract Amount	Change Order Days	Previous Change Orders	Cum Total C O days	Revised Total Contract Days	Revised Completion Date
8	Approved by General Manager Approved on April 21, 2014 8.1 Cost Sharing for Project Partnering (CR-Credit for Primavera 7.0 Project Portfolio Management Software (CR-002) PR 21146 (4286) Task 3235 8.2 21146 (4286) Task 3235 8.3 Deletion of Concrete Pad near Development Area (CR-004A) PR 21146 (4286) Task 3235 8.4 Deletion of Ground Test Device (CR-034) PR 21146 (4286) Task 3210 8.5 Deletion of Existing T-4 Switchgear Level Indicating Switch (CR-035) PR 21146 (4286) Task 3210 8.6 Change to NEMA 4X Panels and Modification to NEMA 4X Bar Graph Display (CR-046) PR 21146 (4286) Task 3210	A	IRWD		(\$49,990.00)	\$882,601.45	\$832,611.45	0.51%	\$164,298,551.45	0	0	0	1,278	10/28/2016
9	Approved by Exe. Director of Eng. & Water Quality Approved on May 31, 2014 9.1 Additional Circuits for Gas Monitors and Re-route of Conduits in Solids Handling Facility (CR-028) PR 21146 (4286) Task 3510 9.2 Cantilevered Beam Support Modifications in the Solids Handling Facility (CR-049) PR 21146 (4286) Task 3505 9.3 Additional Ethernet Switches (CR-062) PR 21146 (4286) Task 3510	C	FBB		\$1,187.49	\$832,611.45	\$857,451.62	0.52%	\$164,323,391.62	0	0	0	1,278	10/28/2016
10	Approved by Exe. Director of Eng. & Water Quality Approved on May 31, 2014 10.1 Additional Grace Ports for Various PLCs (CR-030) PR 21146 (4286) Task 3510 10.2 Provide H-20 Rated Hatches at WAS Pump Station and Valve Vault (CR-061) PR 21146 (4286) Task 3505	C	IRWD		\$8,580.62	\$857,451.62	\$878,850.61	0.54%	\$164,344,790.61	0	0	0	1,278	10/28/2016
11	Approved by Exe. Director of Eng. & Water Quality Approved on June 4, 2014 11.1 Waste Activated Sludge (WAS) Pump Station Structural Modifications (CR-023) PR 21146 (4286) Task 3505 11.2 Removable Slab Modifications on the Second Floor of Solids Handling Building (CR-064) PR 21146 (4286) Task 3505	C	IRWD		\$12,905.49	\$878,850.61	\$903,590.37	0.55%	\$164,369,530.37	#REF!	0	#REF!	#REF!	10/28/2016
					\$24,840.17	\$857,451.62	\$878,850.61	0.54%	\$164,344,790.61	0	0	0	1,278	10/28/2016
					\$21,398.99	\$878,850.61	\$903,590.37	0.55%	\$164,369,530.37	#REF!	0	#REF!	#REF!	10/28/2016
					\$24,739.76	\$878,850.61	\$903,590.37	0.55%	\$164,369,530.37	#REF!	0	#REF!	#REF!	10/28/2016

**MWRP Biosolids and Energy Recovery Facilities
PR 21146 (4286)
Construction Change Order Summary**

Contractor: Filanc/Balfour-Beatty
Design Engine Black & Veatch

Change Order	Description	Category	IRWD or FBB	Contract Amount						Contract Days				Original Completion Date:
				Change Order Line Item Amount	Change Order Amount	Previous Change Orders	Cumulative Total of Change Orders	% of Original Contract Amount	Revised Contract Amount	Change Order Days	Previous Change Orders	Cum. Total C.O. days	Revised Total Contract Days	
12	Approved by Board of Directors Approved on July 21, 2014				\$156,580.22	\$903,590.37	\$1,060,170.59	0.65%	\$164,526,110.59	0	0	0	1,278	10/28/2016
12.1	Final Bid Quantity Adjustment for Bid Item No. 5.2 - Undocumented Fill (suitable) - Remedial Grading - Remove and Re-compact a net increase of 8,104.7 CY from 51,700 CY to 59,804.7 CY at \$5/CY. PR 21146 (4286) Task 3505	B	N/A	\$40,523.37						0				
12.2	Final Bid Quantity Adjustment for Bid Item No. 5.5 - Undocumented Fill (not suitable) - Remedial Grading - Remove and Export Offsite, a net increase of 60 CY, from 1,800 CY to 1,860 CY at \$25 /CY. PR 21146 (4286) Task 3505	B	N/A	\$1,500.00						0				
12.3	Final Bid Quantity Adjustment for Bid Item No. 5.6 - Geotextile Fabric - Remedial Grading, a net decrease of 5,414 SF, from 181,500 SF to 176,086 SF at \$0.40/SF. PR 21146 (4286) Task 3505	B	N/A	(\$2,165.60)						0				
12.4	Final Bid Quantity Adjustment for Bid Item No. 5.6 - Geotextile Fabric - Remedial Grading, a net decrease of 5,414 SF, from 181,500 SF to 176,086 SF at \$0.40/SF. PR 21146 (4286) Task 3505	B	N/A	(\$6,523.33)						0				
12.5	Final Bid Quantity Adjustment for Bid Item No. 5.8 - Undocumented Fill - Deep Foundations - Removal, a net increase of 966 CY, from 21,650 CY to 22,616 CY at \$5.50/CY. PR 21146 (4286) Task 3505	B	N/A	\$5,313.00						0				
12.6	Final Bid Quantity Adjustment for Bid Item No. 5.9 - Alluvium - Remedial Grading - Removal and Export Offsite, a net increase of 2,076 CY, from 28,154 CY to 30,230 CY at \$35/CY. PR 21146 (4286) Task 3505	B	N/A	\$72,665.98						0				
12.7	Final Bid Quantity Adjustment for Bid Item No. 5.10 - Undocumented Fill Deep Foundations - Compaction of stockpiled materials, a net increase of 3,117 CY, from 11,400 CY to 14,517 CY at \$15/CY. PR 21146 (4286) Task 3505	B	N/A	\$46,755.00						0				
12.8	Final Bid Quantity Adjustment for Bid Item No. 5.11 - Undocumented Fill - Deep Foundations - Export excess offsite a net decrease of 2,151 CY, from 10,250 CY to 8,099 CY. PR 21146 (4286) Task 3505	B	N/A	(\$30,114.00)						0				
12.9	Final Bid Quantity Adjustment for Bid Item No. 5.12 - Geotextile Fabric - Deep Foundations, a net increase of 9,218 SF, from 51,500 SF to 60,718 SF at \$0.60/SF. PR 21146 (4286) Task 3505	B	N/A	\$5,530.80						0				
12.10	Final Bid Quantity Adjustment for Bid Item No. 5.13 - Aggregate Base - Deep Foundations, a net increase of 513.2 CY, from 2,860 CY to 3,373.2 CY at \$45/CY. PR 21146 (4286) Task 3505	B	N/A	\$23,095.00						0				
13	Approved by Exe. Director of Engineering & Water Quality Approved on July 10, 2014				\$10,129.18	\$1,060,170.59	\$1,070,299.77	0.65%	\$164,536,239.77	0	0	0	1,278	10/28/2016
13.1	Modifications to Switchgear 16 (CR-070) PR 21146 (4286) Task 3510	A	FBB	\$10,129.18						0				
14	Approved by General Manager Approved on June 24, 2014				\$44,543.19	\$1,070,299.77	\$1,114,842.96	0.68%	\$164,580,782.96	0	0	0	1,278	10/28/2016
14.1	Slide Gates Clarification Regarding Actuators (CR-039) PR 21146 (4286) Task 3520	A	IRWD	\$44,543.19						0				

**MWRP Biosolids and Energy Recovery Facilities
PR 21146 (4286)
Construction Change Order Summary**

Contractor: Filanc/Balfour-Beatty
Design Engine Black & Veatch

				Contract Amount						Contract Days				Original Completion Date:
				Original Contract Amount: \$163,465,940.00						Original Days: 1,278				10/28/2016
Change Order	Description	Category	IRWD or FBB	Change Order Line Item Amount	Change Order Amount	Previous Change Orders	Cumulative Total of Change Orders	% of Original Contract Amount	Revised Contract Amount	Change Order Days	Previous Change Orders	Cum Total C.O. days	Revised Total Contract Days	Revised Completion Date
15	Approved by General Manager Approval on July 31, 2014				\$45,214.40	\$1,114,842.96	\$1,160,057.36	0.71%	\$164,625,997.36	0	0	0	1,278	10/28/2016
15.1	Provide Masonry Shelf Angle at Digester Control Building (CR-031) PR 21146 (4286) Task 3505	C	FBB	\$27,543.19						0				
15.2	Beam Size Increase for Monorail Runway in Solids Handling Building - (CR-074) PR 21146 (4286) Task 3505	C	FBB	\$1,200.47						0				
15.3	Upsize Odor Control Circulation Pump Motor Disconnects (CR-082) PR 21146 (4286) Task 3510	B	FBB	\$1,184.83						0				
15.4	Additional Deck Support for the Solids Handling Building Roof (CR-044) PR 21146 (4286) Task 3505	C	FBB	\$15,285.91						0				
16	Approved by E&O Committee Approved on August 19, 2014				\$62,037.10	\$1,160,057.36	\$1,222,094.46	0.75%	\$164,688,034.46	0	0	0	1,278	10/28/2016
16.1	Installation of Level 3 Diesel Particulate Filter (DPF) on the Standby Generator (CR-073) PR 21146 (4286) Task 3520	B	IRWD	\$62,037.10						0				
17	Approved by Board of Directors Approved on August 25, 2014				(\$106,241.99)	\$1,222,094.46	\$1,115,852.47	0.68%	\$164,581,792.47	0	0	0	1,278	10/28/2016
17.1	Modifications to Switchgear 16 (CR-070A) PR 21146 (4286) Task 3510	A	FBB	(\$106,241.99)						0				
18	Approved by Board of Directors Approved on August 25, 2014				\$108,087.55	\$1,115,852.47	\$1,223,940.02	0.75%	\$164,689,880.02	0	0	0	1,278	10/28/2016
18.1	Stormwater Drainage System Modification (CR-017) PR 21146 (4286)	A	IRWD	\$108,087.55						0				
19	Approved by Executive Director of Engineering & Water Quality Approved on September 30, 2014				\$72,572.86	\$1,223,940.02	\$1,296,512.88	0.79%	\$164,762,452.88	0	0	0	1,278	10/28/2016
19.1	Modification to Switchgear 16 (CR-070B) PR 21146 (4286) Task 3510	A	IRWD	\$1,125.75						0				
19.2	Alluvium Removal Due to 36-inch Storm Drain Installation (CR-085) PR 21146 (4286) Task 3520	B	N/A	\$14,140.00						0				
19.3	Additional Structural Support for Fats, Oils, and Grease (FOG) Grinders (CR-081) PR 21146 (4286) Task 3505	C	FBB	\$8,323.99						0				
19.4	Portable Lift Truck for 480V ABB Breakers (CR-108) PR 21146 (4286) Task 3510	A	IRWD	\$2,625.12						0				
19.5	Retaining Wall North and West of Biosolids Site (CR-010) PR 21146 (4286) Task 3505	B	IRWD	\$46,358.00						0				
20	Approved by Executive Director of Engineering & Water Quality Approved on November 19, 2014				\$54,485.63	\$1,296,512.88	\$1,350,998.51	0.83%	\$164,816,938.51	0	0	0	1,278	10/28/2016
20.1	Nitrogen Slab Modifications (CR-052) PR 21146 (4286) Task 3505	A	IRWD	\$24,855.80						0				
20.2	Additional Conduits and Circuits for the Access Control Systems for the Solids Handling Building and the Digester Control Building (CR-082) PR 21146	A	IRWD	\$3,412.13						0				
20.3	Digital Power Meters Change for SWGR-14 and SWGR-15 (CR-109) PR 21146 (4286) Task 3510	A	IRWD	\$3,863.22						0				
20.4	Truck Unloading Panel Modifications (CR-115) PR 21146 (4286) Task 3510	A	IRWD	\$12,843.50						0				
20.5	Switchgear SWGR-14 Modifications (CR-116) PR 21146 (4286) Task 3510	A	IRWD	\$9,510.98						0				
21	Approved by General Manager Approved on January 30, 2015				\$ 98,506.19	\$1,350,998.51	\$1,449,504.70	0.89%	\$164,915,444.70	0	0	0	1,278	10/28/2016
21.1	Additional Anchorage for Methane Digesters (CR-051A) PR 21146 (4286) Task 3520	B	FBB	\$92,367.44						0				
21.2	Additional Input/Outputs Review of Master I/O List (CR-136) PR 21146 (4286) Task 3510	C	FBB	\$6,138.75						0				

**MWRP Biosolids and Energy Recovery Facilities
PR 21146 (4286)
Construction Change Order Summary**

Contractor: Filano/Balfour-Beatty
Design Engine Black & Veatch

Change Order	Description	Category	IRWD or FBB	Contract Amount						Contract Days				Original Completion Date:
				Change Order Line Item Amount	Change Order Amount	Previous Change Orders	Cumulative Total of Change Orders	% of Original Contract Amount	Revised Contract Amount	Change Order Days	Previous Change Orders	Cum Total C O days	Revised Total Contract Days	Revised Completion Date
22	Approved by Board of Directors Approved on February 9, 2015				\$964,324.51	\$1,449,504.70	\$2,413,829.21	1.48%	\$165,879,769.21	0	0	0	1,278	10/28/2016
22.1	Electrical Conduit Overfill (CR-055) PR 21146 (4286) Task 3510	C	FBB	\$485,250.28						0				
22.2	Heat Dryer Equipment Escalation Costs (CR-057) PR 21146 (4286) Task 3520	B	FBB	\$333,477.50						0				
22.3	Glass-lining Sludge Density Meters (CR-067) PR 21146 (4286) Task 3510	A	IRWD	\$71,010.74						0				
22.4	Switchgear-16 Enclosure (CR-040) PR 21146 (4286) Task 3510	C	FBB	\$56,882.30						0				
22.5	Propane Gas Tank Foundation Demolition (CR-084) PR 21146 (4286) Task 3505	C	IRWD	\$2,004.98						0				
22.6	Credit for travel costs related to inspection of centrifuges in Germany (CR-091) PR 21146 (4286) Task 3520	A	IRWD	(\$5,573.42)						0				
22.7	Deletion of MMC Switchgear-14 Breaker (CR-092) PR 21146 (4286) Task 3510	A	IRWD	(\$5,032.00)						0				
22.8	Increase of Fiber Optic Conduit Size (CR-097) PR 21146 (4286) Task 3510	C	IRWD	\$23,269.61						0				
22.9	Overtime to perform work in the Solids Handling electrical room (CR-103) PR 21146 (4286) Task 3510	A	IRWD	\$1,384.47						0				
22.10	Credit for modification to the Uninterruptible Power System (CR-118) PR 21146 (4286) Task 3510	A	IRWD	(\$9,771.72)						0				
22.11	Addition of Low Voltage Compartment in SCE Switch "C" (CR-160) PR 21146 (4286) Task 3510	A	IRWD	\$2,156.20						0				
22.12	Addition of input/output points relating to sump pumps located at the Solids Handling Building (CR-161) PR 21146 (4286) Task 3510	A	FBB	\$9,265.57						0				
23	Approved by General Manager Approved on February 26, 2015				\$97,005.10	\$2,413,829.21	\$2,510,834.31	1.54%	\$165,976,774.31	0	0	0	1,278	10/28/2016
23.1	Additional Steel Reinforcement the Pellet Storage Silos Anchor Bolts (CR-094) PR 21146 (4286) Task 3505	B	FBB	\$5,514.57						0				
23.2	Differential Pressure Transmitter (CR-094) PR 21146 (4286) Task 3510	A	IRWD	\$2,535.33						0				
23.3	Additional Aluminum Trench Grating in Digester Control Building (CR-107) PR 21146 (4286) Task 3520	A	IRWD	\$7,552.11						0				
23.4	Light Weight Concrete for Electrical Conduits Underneath the Solids Handling Building Electrical Room (CR-113) PR 21146 (4286) Task 3510	A	IRWD	\$30,535.94						0				
23.5	Adding Energyjets Weir Plates to Dewatering Centrifuges - (CR-124) PR 21146 (4286) Task 3520	A	IRWD	\$11,139.25						0				
23.6	Provide Angle Supports for the Removable Slabs at the Solids Handling Building - (CR-137) PR 21146 (4286) Task 3520	A	IRWD	\$20,671.61						0				
23.7	Structural Modification at Solids Handling Building - (CR-140) PR 21146 (4286) Task 3520	C	FBB	\$1,109.42						0				
23.8	Increase of Fiber Optic Conduit Size (CR-097) PR 21146 (4286) Task 3510	A	IRWD	\$5,516.45						0				
23.9	Steel Joist Framing Modifications at Digester Control Building (CR-151) PR 21146 (4286) Task 3505	C	FBB	\$2,286.29						0				
23.10	WAS Valve Vault and Piping Modifications (CR-100) PR 21146 (4286) Task 3520	A	IRWD	\$10,144.13						0				
24	Approved by General Manager Approved on March 6, 2015				\$99,122.95	\$2,510,834.31	\$2,609,957.26	1.60%	\$166,075,897.26	0	0	0	1,278	10/28/2016
24.1	Coating of WAS/Primary Sludge Pump Stations & Sludge Wetwells per RFI-0612A (CR-127) PR 21146 (4286) Task 3505	A	FBB	\$99,122.95						0				

**MWRP Biosolids and Energy Recovery Facilities
PR 21146 (4286)
Construction Change Order Summary**

Contractor: Filano/Balfour-Beatty
Design Engine Black & Veatch

				Contract Amount						Contract Days				Original Completion Date:
				Original Contract Amount: \$163,465,940.00						Original Days: 1,278				10/28/2016
Change Order	Description	Category	IRWD or FBB	Change Order Line Item Amount	Change Order Amount	Previous Change Orders	Cumulative Total of Change Orders	% of Original Contract Amount	Revised Contract Amount	Change Order Days	Previous Change Orders	Cum Total C.O. days	Revised Total Contract Days	Revised Completion Date
25	Approved by Board of Directors Approved on March 23, 2015				\$280,575.97	\$2,609,957.26	\$2,890,533.23	1.77%	\$166,356,473.23	0	0	0	1,278	10/28/2016
25.1	Lightning Protection for the Methane Digesters (CR-121) PR 21146 (4286) Task 3505	C	FBB	\$158,259.68						0				
25.2	Deflagration Quench Tubes outside of the Dryer Room (CR-143) PR 21146 (4286) Task 3505	B	FBB	\$122,316.29						0				
26	Approved by Exe. Dir. Of Engineering & Water Quality Approved on April 14, 2015				\$74,815.79	\$2,890,533.23	\$2,965,349.02	1.81%	\$166,431,289.02	0	0	0	1,278	10/28/2016
26.1	UPS and Power Fail Alarms per RFI 357 (CR-056) PR 21146 (4286) Task 3510	C	FBB	\$3,646.82						0				
26.2	I/O Points for Methane Digester Sump Pumps per RFI-356 (CR-077) PR 21146 (4286) Task 3510	C	FBB	\$6,489.00						0				
26.3	Loss of Power Alarms to the SCADA Network per RFI-0393B (CR-093) PR	A	FBB	\$20,297.16						0				
26.4	FOG Flushing and Rock Trap Modifications per RFI-0534 (CR-101) PR 21146	A	IRWD	\$18,093.61						0				
26.5	Install Grounding Pig Tails in Solids Handling Building Area Electrical Room per RFI 0594 (CR-105) PR 21146 (4286) Task 3510	A	IRWD	\$1,593.10						0				
26.6	Additional Pushbuttons, Light and Relays for the FOG Receiving Control Panel (CR-114) PR 21146 (4286) Task 3510	A	IRWD	\$6,892.40						0				
26.7	Changes to the HMI Enclosures at the Sludge Receiving Area (CR-133) PR 21146 (4286) Task 3510	A	IRWD	\$7,114.17						0				
26.8	Provide Storage Shelf for Keyboard and Mouse to the HMI Enclosures at the Sludge Receiving Area (CR-135) PR 21146 (4286) Task 3510	A	IRWD	\$1,163.26						0				
26.9	Dewatering Feed Pump Station Guardrail Additions (CR-142) PR 21146 (4286) Task 3520	C	FBB	\$4,204.00						0				
26.10	Additional I/O Points for PLC-4300 (CR-156) PR 21146 (4286) Task 3510	C	FBB	\$3,035.28						0				
26.11	Shoring Revision to Roof Slab of Dewatering Feed Pump Station (CR-189) PR 21146 (4286) Task 3510	B	FBB	\$1,286.99						0				
26.12	Coating of the Sludge Receiving Bins (CR-199) PR 21146 (4286) Task 3520	A	FBB	\$1,000.00						0				

**MWRP Biosolids and Energy Recovery Facilities
PR 21146 (4286)
Construction Change Order Summary**

Contractor: Filano/Balfour-Beatty
Design Engine Black & Veatch

				Contract Amount						Contract Days				Original Completion Date:
				Original Contract Amount: \$163,465,940.00						Original Days: 1,278				10/28/2016
Change Order	Description	Category	IRWD or FBB	Change Order Line Item Amount	Change Order Amount	Previous Change Orders	Cumulative Total of Change Orders	% of Original Contract Amount	Revised Contract Amount	Change Order Days	Previous Change Orders	Cum Total C.O days	Revised Total Contract Days	Revised Completion Date
27	Approved by Board of Directors Approved on April 27, 2015				\$107,253.26	\$2,965,349.02	\$3,072,602.28	1.88%	\$166,538,542.28	0	0	0	1,278	10/28/2016
27.1	Modifications to Human-Machine Interface (HMI) for the Microturbine Area (CR-078) PR 21146 (4286) Task 3510	A	IRWD	\$29,744.43						0				
27.2	Modifications to the Piping and Automation Features at Fats, Oils, and Grease (FOG) Facility (CR-129) PR 21146 (4286) Task 3510	A	IRWD	\$35,771.81						0				
27.3	Structural Support to the Monorail at the Dewatering Feed Pump Station (CR-152) PR 21146 (4286) Task 3505	C	FBB	\$13,697.51						0				
27.4	Two Additional Magnetic Flowmeters at Polymer Feed System (CR-158) PR 21146 (4286) Task 3510	A	IRWD	\$9,522.81						0				
27.5	Modifications to PLCs at Sludge Receiving Area (CR-180) PR 21146 (4286) Task 3510	A	IRWD	\$18,516.70						0				
28	Approved by Exe. Dir. Of Eng. & Water Quality Approved on May 15, 2015				\$74,550.35	\$3,072,602.28	\$3,147,152.63	1.93%	\$166,613,092.63	0	0	0	1,278	10/28/2016
28.1	Decanter Control Panel Modifications (CR-215) Task 3520	C	FBB	\$22,451.01						0				
28.2	Additional Structural Support in the Solids Handling Building (CR-075) Task 3505	C	FBB	\$12,028.44						0				
28.3	Additional Sump Pump Drain Line in the Bulk Polymer Storage Area (CR-119) Task 3520	C	FBB	\$1,433.86						0				
28.4	Install Three 5-inch conduits on Southwest Side of the Biosolids Site (CR-120) Task 3510	C	FBB	\$16,033.58						0				
28.5	Provide Power to Several Instruments Located at the Solids Handling Building and Digester Control Building (CR-154) Task 3520	C	FBB	\$3,454.91						0				
28.6	Install Foam Separator Drain at Digester Control Building (CR-167) Task 3520	C	FBB	\$11,013.75						0				
28.7	Install Support for 14-inch Plug Valve at Centrate Treatment Wetwell (CR-197) Task 3520	C	FBB	\$1,715.20						0				
28.8	Trench Modifications at the Sludge Cake Load-Out Area of the Solids Handling Building (CR-123) Task 3505	C	FBB	\$6,419.60						0				
29	Approved by Board of Directors Approved on June 22, 2015				\$225,971.77	\$3,147,152.63	\$3,373,124.40	2.06%	\$166,839,064.40	0	0	0	1,278	10/28/2016
29.1	Foul Air Pipe Supports in the Solids Handling Building Basement (CR-106) PR 21146 (4286) Task 3520	C	FBB	\$119,937.87						0				
29.2	Secondary Circuit Breaker for Transformer T-14 (CR-185) PR 21146 (4286) Task 3510	A	IRWD	\$106,033.90						0				

**MWRP Biosolids and Energy Recovery Facilities
PR 21146 (4286)
Construction Change Order Summary**

Contractor: Filanc/Balfour-Beatty
Design Engine Black & Veatch

				Contract Amount						Contract Days				Original Completion Date:
				Original Contract Amount: \$163,465,940.00						Original Days: 1,278				10/28/2016
Change Order	Description	Category	IRWD or FBB	Change Order Line Item Amount	Change Order Amount	Previous Change Orders	Cumulative Total of Change Orders	% of Original Contract Amount	Revised Contract Amount	Change Order Days	Previous Change Orders	Cum Total C. O. days	Revised Total Contract Days	Revised Completion Date
30	Approved by Board of Directors Approved on July 27, 2015				(\$47,976.59)	\$3,373,124.40	\$3,325,147.81	2.03%	\$166,791,087.81	0	0	0	1,278	10/28/2016
30.1	Credit for Changing Storm Drain line from Ductile Iron to PVC (CR-042) PR 21146 (4286) Task 3520	A	IRWD	(\$1,890.92)						0				
30.2	Installation of Additional Digester Anchorage (CR-051B) PR21146 (4286) Task 3505	B	FBB	\$118,335.54						0				
30.3	Huber Screens I/O Modifications per RFI-0391 and RFI-0525A (CR-068) PR 21146 (4286) Task 3510	A	IRWD	\$12,579.20						0				
30.4	Credit for FBB's Portion of Partnering (CR-090) PR 21146 (4286) Task	E	FBB	(\$81,948.33)						0				
30.5	Deletion of Waterstops at Methane Digester Complex (CR-102) PR 21146 (4286) Task 3505	A	IRWD	(\$2,505.79)						0				
30.6	Deletion of Bid Item No 18 4 - Computers and Networking Hardware for the Control System (CR-138) PR 21146 (4286) Task 3510	A	IRWD	(\$200,000.00)						0				
30.7	Electrical and Gas Modifications (CR-146) PR 21146 (4286) Task 3510	C	IRWD	\$363,978.41						0				
30.8	Credit for Changing Heat Dryer Wet Material Mixer from A24 Steel to A36 Steel (CR-157) PR 21146 (4286) Task 3520	E	FBB	(\$2,392.66)						0				
30.9	Credit for Travel Cost of On-Site Inspection for Acid Phase Digester (CR-175) PR 21146 (4286) Task 3520	B	IRWD	(\$683.39)						0				
30.1	Heat Dryer I/O Modifications per RFI-0626 (CR-179) PR 21146 (4286) Task 3510	A	IRWD	\$11,191.41						0				
30.11	Decant Trough I/O Modifications per RFI-0979 (CR-202) PR 21146 (4286) Task 3510	A	IRWD	\$9,960.55						0				
30.12	Deletion of Interior Coating of Methane Digesters (CR-188) PR 21146 (4286) Task 3520	A	IRWD	(\$398,571.00)						0				
30.13	Piping Modifications and Addition of Carbon Canisters (CR-218) PR 21146 (4286) Task 3520	A	IRWD	\$88,076.01						0				
30.14	Pickling and Passivation of Sludge Mixers (CR-248) PR 21146 (4286) Task 3520	C	IRWD	\$73,997.23						0				
30.15	IRWD Costs Associated to Repairing the Pile and Installing Couplers (CR-139) PR 21146 (4286) Task 3505	E	FBB	(\$38,102.85)						0				

**MWRP Biosolids and Energy Recovery Facilities
PR 21146 (4286)
Construction Change Order Summary**

Contractor: Filanc/Balfour-Beatty
Design Engine Black & Veatch

				Contract Amount						Contract Days				Original Completion Date:
				Original Contract Amount: \$163,465,940.00						Original Days: 1,278				10/28/2016
Change Order	Description	Category	IRWD or FBB	Change Order Line Item Amount	Change Order Amount	Previous Change Orders	Cumulative Total of Change Orders	% of Original Contract Amount	Revised Contract Amount	Change Order Days	Previous Change Orders	Cum Total C O days	Revised Total Contract Days	Revised Completion Date
31	Approved by Exe Dir. Of Eng. & Water Quality Approved on July 28, 2015				\$74,999.74	\$3,325,147.81	\$3,400,147.55	2.08%	\$166,866,087.55	0	0	0	1,278	10/28/2016
31.1	Provide Circuit and Breaker for Standby Generator in the Microturbine Area (CR-170) PR 21146 (4286) Task 3510	C	FBB	\$4,296.86						0				
31.2	Additional Pipe Support for 14-inch Air Line at the Centrate Facility (CR-226) PR 21146 (4286) Task 3520	C	FBB	\$893.78						0				
31.3	Addition of E-stops (CR-128) PR 21146 (4286) Task 3510	A	FBB	\$57,916.71						0				
31.4	Structural Support of Jib Crane at Dewatering Feed Pump Station Stairwell (CR-243) PR 21146 (4286) Task 3520	C	FBB	\$11,892.39						0				
32	Approved by Exe Dir. Of Eng. & Water Quality Approved on August 31, 2015				\$74,682.96	\$3,400,147.55	\$3,474,830.51	2.13%	\$166,940,770.51	0	0	0	1,278	10/28/2016
32.1	Additional Conduits and Circuits for Fire Alarm in the Solids Handling Building	A	IRWD	\$21,637.57						0				
32.2	Additional Davit Bases at Centrate Treatment Facility (CR-111) PR 21146 (4286) Task 3520	A	IRWD	\$1,809.77						0				
32.3	Additional Fire Alarm Panel in Digester Control Building (CR-169) PR 21146 (4286) Task 3510	A	IRWD	\$25,153.79						0				
32.4	Modifications to FOG Sump Pumps Controls (CR-177) PR 21146 (4286) Task 3510	A	IRWD	\$5,690.83						0				
32.5	Additional Truck Load-out Conveyor Input and Output (CR-201) PR 21146 (4286) Task 3510	A	IRWD	\$2,220.12						0				
32.6	Additional Spare Conduits in the Microturbine Area (CR-229) PR 21146 (4286) Task 3510	A	FBB	\$14,602.41						0				
32.7	Conduits for Electrical Disconnect Switch for Roll-Up Doors of the Digester Control Building (CR-230) PR 21146 (4286) Task 3510	A	IRWD	\$3,568.47						0				
33	Approved by Executive Director of Engineering & Water Quality Approved on September 30, 2015				\$58,247.75	\$3,474,830.51	\$3,533,078.26	2.16%	\$166,999,018.26	0	0	0		1/0/1900
33.1	Realignment of 8-inch Reclaimed Water Line at Gate 2 (CR-225) PR 21146 (4286) Task 3520	B	FBB	\$24,017.48						0				
33.2	Additional Conduits and Wires for Lighting Circuits to Minimize Voltage Drop (CR-228) PR 21146 (4286) Task 3510	C	IRWD	\$32,399.41						0				
33.3	Cable and Conduit Changes at Solids Handling Building and Dewatering Feed Pump Station (CR-231) PR 21146 (4286) Task 3510	C	IRWD	\$1,830.86						0				

**MWRP Biosolids and Energy Recovery Facilities
PR 21146 (4286)
Construction Change Order Summary**

Contractor: Filanc/Balfour-Beatty
Design Engine Black & Veatch

				Contract Amount						Contract Days				Original Completion Date:
				Original Contract Amount: \$163,465,940.00						Original Days: 1,278				10/28/2016
Change Order	Description	Category	IRWD or FBB	Change Order Line Item Amount	Change Order Amount	Previous Change Orders	Cumulative Total of Change Orders	% of Original Contract Amount	Revised Contract Amount	Change Order Days	Previous Change Orders	Cum Total C O days	Revised Total Contract Days	Revised Completion Date
34	Approved by Board of Directors Approved on October 26, 2015				\$164,775.28	\$3,533,078.26	\$3,697,853.54	2.26%	\$167,163,793.54	0	0	0	1,278	10/28/2016
34.1	Credit for Third Submittal Review Through 05/31/2015 (CR-088) PR 21146 (4286) Task 1065	B	IRWD	(\$39,502.50)						0				
34.2	Credit for Overtime Inspection Hours Through 05/31/2015 (CR-089) PR 21146 (4286) Task 3520	E	FBB	(\$80,850.00)						0				
34.3	Credit for Special Inspections for Structural Anchors and Geotechnical Investigation (CR-295) PR 21146 (4286) Task 1065	A	IRWD	(\$27,500.00)						0				
34.4	Change in Knife Gate Valve Manufacturer (CR-187) PR 21146 (4286) Task 3520	E	FBB	\$275,954.90						0				
34.5	Credit for Changes in Low Voltage SWGR-14 Circuit Breaker (CR-163) PR 21146 (4286) Task 3510	A	IRWD	(\$1,978.00)						0				
34.6	Change to Addressable Smoke Detectors (CR-220) PR 21146 (4286) Task 3510	B	IRWD	\$38,650.88						0				
35	Approved by General Manager Approved on November 25, 2015				\$97,980.57	\$3,697,853.54	\$3,795,834.11	2.32%	\$167,261,774.11	0	0	0	1,278	10/28/2016
35.1	Change in Naming Convention for Storm Water Pump Station (Area 1500) SCADA Programming (CR-181) PR 21146 (4286) Task 3510	E	FBB	\$9,027.03						0				
35.2	Valve Status Override Functionality (CR-182) PR 21146 (4286) Task 3510	E	FBB	\$38,999.08						0				
35.3	Control Changes for Primary Sludge and Waste Activated Pump Stations (Area 1900) SCADA Programming (CR-184) PR 21146 (4286) Task 3510	A	IRWD	\$36,772.78						0				
35.4	Motor Protection Relay (CR-239) PR 21146 (4286) Task 3510	A	IRWD	\$13,181.68						0				
36	Approved by General Manager Approved on December 3, 2015				\$86,007.50	\$3,795,834.11	\$3,881,841.61	2.37%	\$167,347,781.61	0	0	0	1,278	10/28/2016
36.1	Light Weight Concrete for Underslab Conduits at Microturbine Area (CR-253) PR 21146 (4286) Task 3510	A	FBB	\$21,117.50						0				
36.2	Outstanding CB&I Items (CR-099A) PR 21146 (4286) Task 3520 – This change order includes: CR-098 (Guard Rail at Biogas Storage Tank); CR-099 (Tube Steel Supports), additional Off-Site Storage Costs, and credit for Use of SS 308 in Lieu of SS 316L Welds	B	FBB	\$64,890.00						0				
37	Approved by Exe Director of Engineering and Water Quality Approved on January 21, 2016				\$47,446.49	\$3,881,841.61	\$3,929,288.10	2.40%	\$167,395,228.10	0	0	0	1,278	10/28/2016
37.1	Additional Pressure Relief Valves in the Digester Control Building Slab (CR-112) PR 21146 (4286) Task 3520	C	IRWD	\$1,065.72						0				
37.2	Change Feeder Circuit Breaker Size in MCC-4102 (CR-165) PR 21146 (4286) Task 3510	C	IRWD	\$4,157.60						0				
37.3	Change Feeder Circuit Breaker Size for the Primary Sludge Pump Variable Frequency Drive (CR-233) PR 21146 (4286) Task 3510	C	IRWD	\$2,430.59						0				
37.4	SCADA Programming Changes Due to Change to Schweitzer Power Quality	A	FBB	\$16,814.00						0				
37.5	Additional Labeling of Parallel Conduits and Cables (CR-262) PR 21146 (4286) Task 3510	A	IRWD	\$8,410.00						0				
37.6	Change in Sludge Receiving Entrance Beacon Operation (CR-263) PR 21146 (4286) Task 3510	A	IRWD	\$5,382.19						0				
37.7	Anodize Aluminum Light Fixture Stanchions/Sun Shades (CR-283) PR 21146 (4286) Task 3510	A	IRWD	\$5,911.61						0				
37.8	Hot Tap 8-Inch ACP Potable Water Line (CR-311) PR 21146 (4286) Task 3520	A	FBB	\$3,274.78						0				

B-10

**MWRP Biosolids and Energy Recovery Facilities
PR 21146 (4286)
Construction Change Order Summary**

Contractor: Filanc/Balfour-Beatty
Design Engine Black & Veatch

				Contract Amount						Contract Days				Original Completion Date:
				Original Contract Amount: \$163,465,940.00						Original Days: 1,278				10/28/2016
Change Order	Description	Category	IRWD or FBB	Change Order Line Item Amount	Change Order Amount	Previous Change Orders	Cumulative Total of Change Orders	% of Original Contract Amount	Revised Contract Amount	Change Order Days	Previous Change Orders	Cum. Total C.O. days	Revised Total Contract Days	Revised Completion Date
38	Approved by General Manager Approved on February 29, 2016				\$83,345.07	\$3,929,288.10	\$4,012,633.17	2.45%	\$167,478,573.17	0	0	0	1,278	10/28/2016
38.1	Software Control Block Revision for Area 4300 – Dewatering (CR-211) PR 4286 Task 3510	C	FBB	\$18,908.76						0				
38.2	Revised Master List of SCADA Templates (CR-247) PR 4286 Task 3510	C	FBB	\$47,274.54						0				
38.3	Additional Overflow Alarms at Sludge Holding Tanks (CR-280) PR 4286 Task 3510	A	IRWD	\$9,654.54						0				
38.4	Leak Detection at Sulfuric Acid Facility (CR-290) PR 21146 (4286) Task 3510	A	IRWD	\$5,499.97						0				
38.5	Insulation for Acid Phase Gas Piping (CR-218A) PR 21146 (4286) Task 3520	A	IRWD	\$2,007.26						0				
39	Approved by General Manager Approved on March 7, 2016				\$98,006.46	\$4,012,633.17	\$4,110,639.63	2.51%	\$167,576,579.63	0	0	0	1,278	10/28/2016
39.1	SCE Installation - Final Accounting of Work Items Between Negotiated Change Order and Actual Work (CR-146E) PR 4286 Task 3510	B	FBB	\$7,809.51						0				
39.2	Installation of Southern California Gas (SCG) Boxes (CR-146F) PR 4286 Task 3510	A	FBB	\$3,479.81						0				
39.3	Schweitzer SEL-735 Power Monitors for Centrifuge Panels (CR-207) PR 4286 Task 3510	A	IRWD	\$34,274.40						0				
39.4	Hirschmann Ethernet Switches for Centrifuge Panels (CR-208) PR 4286 Task 3510	A	IRWD	\$9,569.15						0				
39.5	Addition of Sample Pump Variable Frequency Drives for Thickening Centrifuges (CR-237) PR 4286 Task 3520	E	IRWD	\$24,496.55						0				
39.6	Upgrade of Exit Signs and Ceiling Lights in the Gas Room of the Digester Control Building to NEC Class 1 Division 1 (CR-313) PR 4286 Task 352	A	IRWD	\$18,377.04						0				
40	Approved by General Manager Approved on April 20, 2016				\$97,287.05	\$4,110,639.63	\$4,207,926.68	2.57%	\$167,673,866.68	0	0	0	1,278	10/28/2016
40.1	Brace Plates in Solids Handling Building (CR-069) PR 4286 Task 3505	C	FBB	\$40,216.76						0				
40.2	Relocation of RIO-50 Panel (CR-186) PR 4286 Task 3510	B	FBB	\$4,818.64						0				
40.3	Addition of Two Doors at the bases of the stairways at Methane Digesters Nos. 1 and No. 2 (CR-232) PR 4286 Task 3505	C	FBB	\$52,251.65						0				

**MWRP Biosolids and Energy Recovery Facilities
PR 21146 (4286)
Construction Change Order Summary**

Contractor: Filanc/Balfour-Beatty
Design Engine Black & Veatch

				Contract Amount						Contract Days				Original Completion Date:
				Original Contract Amount: \$163,465,940.00						Original Days: 1,278				10/28/2016
Change Order	Description	Category	IRWD or FBB	Change Order Line Item Amount	Change Order Amount	Previous Change Orders	Cumulative Total of Change Orders	% of Original Contract Amount	Revised Contract Amount	Change Order Days	Previous Change Orders	Cum Total C O days	Revised Total Contract Days	Revised Completion Date
41	Approved By Board of Directors Approved on May 23, 2016				\$1,103,650.56	\$4,207,926.68	\$5,311,577.24	3.25%	\$168,777,517.24	0	0	0	1,278	10/28/2016
41.1	Additional SCE and SCG Modifications (CR-146A) PR 4286 Task 3510	B	FBB	\$51,238.69						0				
41.2	Additional Potholing Due to SCE and SCG Realignment (CR-146B) PR 4286 Task 3510	B	FBB	\$36,706.57						0				
41.3	Additional Cameras at the Unloading/Loading Area of the Solids Handling Facility (CR-164) PR 4286 Task 3505	A	IRWD	\$61,731.96						0				
41.4	Fire Sprinkler System Modifications – Mechanical (CR-174) PR 4286 Task 3520	B	IRWD	\$154,592.08						0				
41.5	Fire Sprinkler System Modifications – Electrical (CR-166) PR 4286 Task 3510	B	IRWD	\$13,730.06						0				
41.6	Fiber Optic System Modifications (CR-172/CR-306/CR-314) PR 4286 Task 3510	A	IRWD	\$178,879.46						0				
41.7	T-15, T-16, and T-17 Secondary Breakers (CR-185A, CR-185B, and CR-185C) PR 4286 Task 3510	A	IRWD	\$254,941.66						0				
41.8	Cable and Conduit Changes at the Sludge Receiving Area of the Solids Handling Building (CR-203) PR 4286 Task 3510	C	FBB	\$14,338.94						0				
41.9	Concrete Surface Treatment (CR-222) PR 4286 Task 3505	A	IRWD	\$68,714.34						0				
41.11	Heating Water Boiler Control Modifications (CR-246) PR 4286 Task 3510	A	IRWD	\$71,379.00						0				
41.11	SCADA Control Modifications for the Acid Phase Digesters, Methane Digesters, and Sludge Holding Tank (CR-252) PR 4286 Task 3510	A	IRWD	\$50,540.23						0				
41.12	Ambient Gas Analyzer Wiring Modification (CR-264) PR 4286 Task 3510	B	IRWD	\$19,734.51						0				
41.13	Disconnect Switches for Flow Valves in the Solids Handling Building (CR-272) PR 4286 Task 3510	C	IRWD	\$25,550.26						0				
41.14	Centrifuge Pedestal Modifications (CR-301) PR 4286 Task 3505	C	IRWD	\$30,603.14						0				
41.15	SCADA, Instrumentation, and Electrical Modifications (CR-287, CR-294, and CR-322) PR 4286 Task 3510	A	IRWD	\$70,969.66						0				
42	Approved By Board of Directors Approved on May 23, 2016				(\$199,771.09)	\$5,311,577.24	\$5,111,806.15	3.13%	\$168,577,746.15	0	0	0	1,278	10/28/2016
42.1	Value Engineering of Chemical Pump Systems (CR-054) PR 4286 Task 3520	E	FBB	(\$48,549.90)						0				
42.2	Change in Lightning Protection Installation for Egg-Shaped Digesters (CR-121A) PR 4286 Task 3510	E	FBB	(\$97,141.74)						0				
42.3	Deletion of Seal Water Stations and Seal Water Piping (CR-214) PR 4286 Task 3520	A	IRWD	(\$10,557.28)						0				
42.4	Deletion of Low Pressure Switches for Centrate Pumps (CR-257) PR 4286 Task 3510	A	IRWD	(\$1,748.17)						0				
42.5	Centrifuge Seismic Restraint Design Costs (CR-345) PR 4286 Task 1065	A	IRWD	(\$24,064.00)						0				
42.6	Credit for Overtime Inspection Hours From 6/1/2015 to Through 12/31/2015 (CR-089B) PR 4286 Task 1065	E	FBB	(\$17,710.00)						0				

**MWRP Biosolids and Energy Recovery Facilities
PR 21146 (4286)
Construction Change Order Summary**

Contractor: Filanc/Balfour-Beatty
Design Engine Black & Veatch

				Contract Amount						Contract Days				Original Completion Date:
				Original Contract Amount: \$163,465,940.00						Original Days: 1,278				10/28/2016
Change Order	Description	Category	IRWD or FBB	Change Order Line Item Amount	Change Order Amount	Previous Change Orders	Cumulative Total of Change Orders	% of Original Contract Amount	Revised Contract Amount	Change Order Days	Previous Change Orders	Cum Total C O days	Revised Total Contract Days	Revised Completion Date
43	Approved by Exe Director of Engineering and Water Quality Approved on May 31, 2016				\$74,731.69	\$5,111,806.15	\$5,186,537.84	3.17%	\$168,652,477.84	0	0	0	1,278	10/28/2016
43.1	Combustible Gas Detection System (CR-234) PR 21146 (4286) Task 3510	E	FBB	\$18,843.39						0				
43.2	Additional Wires and Cables Between MCC-4102 and PLC-4000 (CR-278) PR 21146 (4286) Task 3510	C	FBB	\$1,775.13						0				
43.3	SCADA Programming Modifications (CR-282) PR 21146 (4286) Task 3510	E	FBB	\$49,679.02						0				
43.4	Change of Waste Gas Burner Feeder Circuit Breaker (CR-344) PR 21146 (4286) Task 3510	B	FBB	\$4,434.15						0				
44	Approved by Exe Director of Engineering and Water Quality Approved on June 29, 2016				\$74,912.99	\$5,186,537.84	\$5,261,450.83	3.22%	\$168,727,390.83	0	0	0	1,278	10/28/2016
44.1	Electrical and Telephonic Modifications for Elevators for Solids Handling Building and Digester Control Building (CR-037A) PR 4286 Task 3510	C	FBB	\$38,882.06						0				
44.2	Odor Control Recirculation Pump Selector Switch SCADA Modifications (CR-343) PR 4286 Task 3510	A	IRWD	\$9,294.71						0				
44.3	SCADA Valve Matrix Tables Animation Clarification for Milestone 1 (CR-353) PR 4286 Task 3510	A	IRWD	\$9,195.86						0				
44.4	PLC Status Object Update (CR-234) PR 4286 Task 3510	B	FBB	\$4,783.14						0				
44.5	Elevator Safety Beam in the Digester Control Building (CR-302) PR 4286 Task 3505	C	FBB	\$3,830.95						0				
44.6	Masonry Changes to the North Retaining Wall (CR-365) PR 4286 Task 3505	B	IRWD	\$8,926.27						0				
45	Approved by Board of Directors Approved on July 25, 2016/December 20, 2016				\$9,250,000.00	\$5,261,450.83	\$14,511,450.83	8.88%	\$177,977,390.83	368	0	368	1,646	10/31/2017
45.1	Recovery Plan PR 4286 Task 3510	B	FBB	\$9,250,000.00						368				

**MWRP Biosolids and Energy Recovery Facilities
PR 21146 (4286)
Construction Change Order Summary**

Contractor: Filanc/Balfour-Beatty
Design Engine Black & Veatch

				Contract Amount						Contract Days				Original Completion Date:
				Original Contract Amount: \$163,465,940.00						Original Days: 1,278				10/28/2016
Change Order	Description	Category	IRWD or FBB	Change Order Line Item Amount	Change Order Amount	Previous Change Orders	Cumulative Total of Change Orders	% of Original Contract Amount	Revised Contract Amount	Change Order Days	Previous Change Orders	Cum Total C.O. days	Revised Total Contract Days	Revised Completion Date
46	Approved by General Manager Approved on January 27, 2017				\$94,696.76	\$14,511,450.83	\$14,606,147.59	8.94%	\$178,072,087.59	0	368	368	1,646	10/31/2017
46.1	Additional Masonry Anchor in the Solids Handling Building (CR-200) PR 4286	C	IRWD	\$1,457.22						0				
46.2	Additional Auto Dialer (CR-234A) PR 4286 Task 3510	A	IRWD	\$6,081.90						0				
46.3	Grating and Handrail Modifications at Bulk Polymer Storage Platform (CR-300) PR 4286 Task 3505	A	IRWD	\$5,568.83						0				
46.4	SCADA IP Address Update (CR-309) PR 4286 Task 3510	A	IRWD	\$1,227.96						0				
46.5	Masonry Modifications at Solids Handling Building Stairwell (CR-324) PR 4286 Task 3505	C	FBB	\$5,939.45						0				
46.6	Change in Valve Operator at the Centrate Treatment Facility (CR-329) PR 4286 Task 3520	A	IRWD	\$4,824.29						0				
46.7	Boot Wash Landing Addition (CR-349) PR 4286 Task 3505	C	FBB	\$1,834.60						0				
46.8	Updating Valve Analog SCADA Template (CR-354) PR 4286 Task 3510	A	IRWD	\$692.72						0				
46.9	Additional Light Fixtures and Lamps (CR-355A) PR 4286 Task 3510	A	IRWD	\$8,508.46						0				
46.10	Addition of Rebate Angle in the FOG Unloading Sump Area (CR-363) PR 4286 Task 3505	A	IRWD	\$763.62						0				
46.11	MCC-4103 Hot Water Circulation Pump Breakers Change (CR-366) PR 4286 Task 3510	B	IRWD	\$2,316.03						0				
46.12	MCC-4100/4101 Cake Transfer Pump Breakers Change (CR-370) PR 4286 Task 3510	B	IRWD	\$23,720.61						0				
46.13	MCC-4102 Breaker Change (CR-374) PR 4286 Task 3510	B	IRWD	\$2,316.03						0				
46.14	SCADA Programming Modifications During Benchtest No 1 for Areas 1900 and 2000 (CR-376) PR 4286 Task 3510	A	IRWD	\$24,092.32						0				
46.15	Additional Light Fixture Above Door in Digester Control Building Gas Room (CR-399) PR 4286 Task 3510	A	IRWD	\$1,478.19						0				
46.16	Change in Size of Disconnect Switches for Digested Sludge Mixers (CR-408) PR 4286 Task 3510	B	FBB	\$1,290.10						0				
46.17	Additional Thickening Feed Grinder Control Panel Circuits (CR-438) PR 4286 Task 3510	B	IRWD	\$1,286.63						0				
46.18	Thickness and Glazing Change for Windows (CR-438) PR 4286 Task 3510	C	IRWD	\$1,297.80						0				

**MWRP Biosolids and Energy Recovery Facilities
PR 21146 (4286)
Construction Change Order Summary**

Contractor: Filanc/Balfour-Beatty
Design Engine Black & Veatch

				Contract Amount						Contract Days				Original Completion Date:
				Original Contract Amount: \$163,465,940.00						Original Days: 1,278				10/28/2016
Change Order	Description	Category	IRWD or FBB	Change Order Line Item Amount	Change Order Amount	Previous Change Orders	Cumulative Total of Change Orders	% of Original Contract Amount	Revised Contract Amount	Change Order Days	Previous Change Orders	Cum Total C.O days	Revised Total Contract Days	Revised Completion Date
47	Approved by General Manager Approved on February 28, 2017				\$96,414.36	\$14,606,147.59	\$14,702,561.95	8.99%	\$178,168,501.95	0	368	368	1,646	10/31/2017
47.1	Relocation of Neutralization Tank Drainage Piping PR 4286 Task 3520	B	FBB	\$2,312.08						0				
47.2	Modifications to Digester Control Building Door and Piping Due to Heating Water Expansion Tank Pad Adjustment (CR-221) PR 4286 Task 3505	C	FBB	\$5,500.74						0				
47.3	PLC-3100 Changes (CR-284) PR 4286 Task 3510	C	FBB	\$1,070.38						0				
47.4	Additional Angle Support to Acid Phase Digester Bridges (CR-298) PR 4286 Task 3505	C	FBB	\$4,986.21						0				
47.5	Additional Potable Water Gate Valves (CR-332) PR 4286 Task 3520	A	IRWD	\$3,892.44						0				
47.6	T-4 Kirk Key Interlock Installation (CR-335) PR 4286 Task 3510	B	IRWD	\$6,924.69						0				
47.7	Solids Handling Building Dumpster Room Channel Frames Modifications (CR-338) PR 4286 Task 3505	C	FBB	\$5,093.87						0				
47.8	PCS Server Configuration Clarification (CR-352) PR 4286 Task 3510	A	IRWD	\$6,824.35						0				
47.9	Additional Anchorage Support for Ledgers of the Digester Control Building Roof (CR-361) PR 4286 Task 3505	C	FBB	\$13,794.95						0				
47.10	Change of MCC-4103 Hot Water Circulation Pump Breakers (CR-366B) PR 4286 Task 3510	A	IRWD	\$1,336.13						0				
47.11	Centrate Treatment Facility Pull Boxes Duct Bank Settlement (CR-383) PR 4286 Task 3510	B	FBB	\$3,300.13						0				
47.12	Modifications to the MCC-4100/4101/4102/4103 (CR-405) PR 4286 Task 3510	B	FBB	\$7,418.52						0				
47.13	Cake Storage Hopper Modifications (CR-421) PR 4286 Task 3510	C	FBB	\$2,250.67						0				
47.14	Removing Installed Lighting in the Solids Handling Building (CR-427) PR 4286 Task 3510	A	IRWD	\$8,947.37						0				
47.15	Electrical Changes for Generator MPC (CR-430) PR 4286 Task 3510	A	IRWD	\$10,950.14						0				
47.16	Electrical Modifications to MCC-4100 and 4103 (CR-431) PR 4286 Task 3510	A	FBB	\$4,500.00						0				
47.17	Occupancy Sensors in the Solids Handling Building Shower Areas (CR-444) PR 4286 Task 3510	C	FBB	\$1,601.36						0				
47.18	Digester Gas Pre-Treatment In-Slab Conduit Size Change (CR-454) PR 4286 Task 3510	C	FBB	\$5,710.33						0				

**MWRP Biosolids and Energy Recovery Facilities
PR 21146 (4286)
Construction Change Order Summary**

Contractor: Filanc/Balfour-Beatty
Design Engine Black & Veatch

				Contract Amount						Contract Days				Original Completion Date:
				Original Contract Amount: \$163,465,940.00						Original Days: 1,278				10/28/2016
Change Order	Description	Category	IRWD or FBB	Change Order Line Item Amount	Change Order Amount	Previous Change Orders	Cumulative Total of Change Orders	% of Original Contract Amount	Revised Contract Amount	Change Order Days	Previous Change Orders	Cum. Total C O days	Revised Total Contract Days	Revised Completion Date
48	Approved by Board of Directors Approved on March 13, 2017				\$728,237.74	\$14,702,561.95	\$15,430,799.69	9.44%	\$178,896,739.69	0	368	368	1,646	10/31/2017
48.1	Structural Modifications of the Elevator Shafts (CR-037) PR 4286 Task 3505	B	FBB	\$58,705.90						0				
48.2	SCADA Programming Update of Polymer Feed and Storage System (CR-148A) PR 4286 Task 3510	A	FBB	\$23,685.14						0				
48.3	Stairs and Platform at SHB Load-Out Area (CR-149) PR 4286 Task 3505	C	FBB	\$39,622.65						0				
48.4	Additional Polymer Dilution Flow Meters and Associated Conduits and Cables (CR-159B) PR 4286 Task 3510	A	IRWD	\$38,978.70						0				
48.5	Miscellaneous Andritz Items (CR-205) PR 4286 Task 3520	A	IRWD	\$41,246.71						0				
48.6	RIO-4001 Changes (CR-286) PR 4286 Task 3510	A	IRWD	\$27,889.74						0				
48.7	RIO-3102 Changes (CR-310) PR 4286 Task 3510	A	IRWD	\$18,280.62						0				
48.8	Mini Power Center - Additional Outlet and Data Locations in the SHB (CR-419) PR 4286 Task 3510	A	IRWD	\$13,261.60						0				
48.9	New Lighting in the SHB First Floor Area (CR-427A) PR 4286 Task 3510	A	IRWD	\$102,503.46						0				
48.10	Additional Conduits and Cables for Thermocouples for Several Pumps (CR-424, CR-424A through CR-424F) PR 4286 Task 3510	B	FBB	\$54,982.68						0				
48.11	Additional Wall Panel Framework at the SHB (CR-445) PR 4286 Task 3505	C	FBB	\$128,000.00						0				
48.12	Changes in Uninterruptible Power Supply Units (CR-162/CR-162A) PR 4286 Task 3510	A	IRWD	\$128,052.94						0				
48.13	Addition of Circuit Breaker at Transformer T-14 (CR-474) PR 4286 Task 3510	A	IRWD	\$53,027.60						0				
49	Approved by Board of Directors Approved on March 13, 2017				(\$47,099.20)	\$15,430,799.69	\$15,383,700.49	9.41%	\$178,849,640.49	0	368	368	1,646	10/31/2017
49.1	Related Mechanical Piping Modifications Due to Change in Chemical Pumps in CCO No. 42 (CR-054A) PR 4286 Task 3520	E	FBB	(\$23,897.73)						0				
49.2	Changing the Solids Handling Building Roofing from EPDM to PVC (CR-255) PR 4286 Task 3505	E	FBB	(\$9,000.00)						0				
49.3	Net Reduction of Scope of Work in CR-353 - SCADA Valve Matrix Tables Animation Clarifications (CR-353B/353C) PR 4286 Task 3510	A	IRWD	(\$4,429.09)						0				
49.4	Change in Starters for MCC-4100/4101 Cake Transfer Pump Breakers (CR-370A) PR 4286 Task 3510	A	IRWD	(\$4,047.43)						0				
49.5	Deletion of Insulation for the Solids Handling Building Foundation (CR-393) PR 4286 Task 3505	A	IRWD	(\$5,724.95)						0				
50	Approved by Executive Director of Engineering & Water Quality Approved on March 31, 2017				\$72,150.89	\$15,383,700.49	\$15,455,851.38	9.46%	\$178,921,791.38	0	368	368	1,646	10/31/2017
50.1	Electrical Modifications to FOG Local Control Panel 70-LCP-0710 (CR-304) PR 4286 Task 5.30	A	IRWD	\$6,614.77						0				
50.2	Condensate Modifications at Digester Gas Pre-Treatment Area (CR-312) PR 4286 Task 5.31	C	FBB	\$9,826.09						0				
50.3	Installation of Lindapters Instead of Eye Bolts (CR-413) PR 4286 Task 5.29	A	FBB	\$13,346.01						0				
50.4	T-5 Connection to Biosolids Switch-14 (CR-480) PR 4286 Task 5.30	A	IRWD	\$35,170.26						0				
50.5	Polymer Feeder Blender Skids Flow Element Grounding Conductor (CR-482) PR 4286 Task 5.30	C	IRWD	\$7,193.76						0				

**MWRP Biosolids and Energy Recovery Facilities
PR 21146 (4286)
Construction Change Order Summary**

Contractor: Filanc/Balfour-Beatty
Design Engine Black & Veatch

Change Order	Description	Category	IRWD or FBB	Contract Amount						Contract Days				Original Completion Date:
				Change Order Line Item Amount	Change Order Amount	Previous Change Orders	Cumulative Total of Change Orders	% of Original Contract Amount	Revised Contract Amount	Change Order Days	Previous Change Orders	Cum Total C.O. days	Revised Total Contract Days	10/28/2016
														Original Contract Amount: \$163,465,940.00
51	Approved by Executive Director of Engineering & Water Quality Approved on March 31, 2017 51.1 Credit for Overtime Inspection Hours From 1/1/2016 to Through 12/31/2016 (CR-089C) PR 4286 Task 4 0 51.2 Credit for Overtime Inspection Hours From 1/1/2017 to Through 03/31/2017 (CR-089D) PR 4286 Task 4 0	E	IRWD		(\$121,220.00)	\$15,455,851.38	\$15,334,631.38	9.38%	\$178,800,571.38	0	368	368	1,646	10/31/2017
52	Approved by General Manager Approved on April 28, 2017 52.1 Removal of Unsuitable Alluvium (CR-146H) PR 4286 Task 5 29 52.2 Polymer Dilution Water Flowmeters (CR-159A) PR 4286 Task 5 31 52.3 Aluminum Handrail and Guardrail Modifications at Liquid Chemical and Polymer Areas (CR-171) PR 4286 Task 5 30 52.4 Modifications Due to Solids Handling Building Electrical Room Equipment Clearance Issues (CR-196) PR 4286 Task 5 30 52.5 Data and Telephone Outlets in Solids Handling Building (CR-261) PR 4286 Task 5 30 52.6 HVAC Duct Modifications in Dewatering Feed Pump Station (CR-268) PR 4286 Task 5 31 52.7 Coating of 8 Roll-up doors (CR-358) PR 4286 Task 5 29 52.8 Upsizing Wire Size of Dewatering Feed Pump Station Main Breaker Light Panel LP-3501 (CR-390) PR 4286 Task 5 30 52.9 Modifications to the Roofs of the Solids Handling Building and Digester Control Building (CR-528) PR 4286 Task 5 29	B A A C A C A A A	FBB IRWD IRWD FBB IRWD FBB IRWD IRWD IRWD		\$98,342.16	\$15,334,631.38	\$15,432,973.54	9.44%	\$178,898,913.54	0	368	368	1,646	10/31/2017
53	Exe. Director of Water Quality and Engineering Approved on June 5, 2017 53.1 Modifications to Regenerative Thermal Oxidizer (RTO) Drainage and Utility Water Piping (CR-267) PR 4286 Task 5 31 53.2 Modifications to Liquid Chemical Feed Control Panel Wiring (CR-396) per RFI-1602 PR 4286 Task 5 30	C C	IRWD FBB		\$42,281.96	\$15,432,973.54	\$15,475,255.50	9.47%	\$178,941,195.50	0	368	368	1,646	10/31/2017
54	Approved by General Manager Approved on June 19, 2017 54.1 Modifications to Thickening and Dewatering Platforms (CR-195) PR 4286 Task 5 29	C	FBB		\$44,210.51	\$15,475,255.50	\$15,519,466.01	9.49%	\$178,985,406.01	0	368	368	1,646	10/31/2017
55	Approved by General Manager Approved on July 3, 2017 55.1 Additional Pipe Supports of 54-Inch Fiberglass Reinforced Air Duct (CR-106A) PR 4286 Task 5 29 55.2 Natural Gas Step Down Manifolds and Gas Transition Piping (CR-146G) PR 4286 Task 5 29 55.3 Modifications to the West End Stair Landing of the Solids Handling Building (CR-315) PR 4286 Task 5 29 55.4 Regenerative Thermal Oxidizer (RTO) Pad Modifications (CR-400) PR 4286 Task 5 29 55.5 Addition of Thin Client at the Dryer Facility (CR-485) PR 4286 Task 5 30 55.6 Change in Size to 2 Check Valves in the Digester Control Building (CR-514) PR 4286 Task 5 31	C B B C A C	FBB IRWD IRWD FBB IRWD FBB		\$94,352.43	\$15,519,466.01	\$15,613,818.44	9.55%	\$179,079,758.44	0	368	368	1,646	10/31/2017
56	Approved by Board Approved on July 24, 2017 56.1 Addition Of Stairs and Platform to RTO (CR-266) PR 4286 Task 5 29 56.2 Microturbine CLC (ESC Capstone) per RFI 1141 (CR-277) PR 4286 Task 5 30	A B	IRWD FBB		\$201,744.33	\$15,613,818.44	\$15,815,562.77	9.68%	\$179,281,502.77	0	368	368	1,646	10/31/2017

B-17

**MWRP Biosolids and Energy Recovery Facilities
PR 21146 (4286)
Construction Change Order Summary**

Contractor: Filanc/Balfour-Beatty
Design Engine Black & Veatch

				Contract Amount						Contract Days				Original Completion Date:
				Original Contract Amount: \$163,465,940.00						Original Days: 1,278				10/28/2016
Change Order	Description	Category	IRWD or FBB	Change Order Line Item Amount	Change Order Amount	Previous Change Orders	Cumulative Total of Change Orders	% of Original Contract Amount	Revised Contract Amount	Change Order Days	Previous Change Orders	Cum Total C O days	Revised Total Contract Days	Revised Completion Date
57	Pending Approval by General Manager Pending Approval on August 5, 2017				\$98,886.90	\$15,815,562.77	\$15,914,449.67	9.74%	\$179,380,389.67	0	368	368	1,646	10/31/2017
57.1	Additional Support at Digester Control Building (CR-342) PR 04286 Task 5.29	C	IRWD	\$2,522.47						0				
57.2	Pipe and Duct Hanger Modifications (CR-362) PR 04286 Task 5.29	C	IRWD	\$4,083.12						0				
57.3	Increase Wire Size of Main Breaker PP-3501 (CR-418) PR 04286 Task 5.30	C	FBB	\$696.66						0				
57.4	Roof Vent at DCB Elevator/Stair Tower (CR-437) PR 04286 Task 5.29	B	IRWD	\$8,563.72						0				
57.5	T-14 Fixed Type Manual Operator per Submittal 16443-0016A (CR-540) PR 04286 Task 5.31	C	IRWD	\$1,945.62						0				
57.6	Area Classification at Methane Digesters to meet NFPA Table 6.2(a) - Plug Valves Limit Switches (CR-557) PR 04286 Task 5.30	C	FBB	\$64,195.15						0				
57.7	Area Classification at Methane Digesters to meet NFPA Table 6.2(a) - Sump Pump Cable Retrofit PR 04286 Task 5.30	C	FBB	\$16,880.16						0				
58	Pending Approval by Board of Directors Pending Approval on August 28, 2017				\$182,938.94	\$15,914,449.67	\$16,097,388.61	9.85%	\$179,563,328.61	0	368	368	1,646	10/31/2017
58.1	Concrete Cap over Shallow Pipe Crossings (CR-348) PR 04286 Task 5.31	B	FBB	\$7,923.00						0				
58.2	Additional Conduit and Wiring for Sludge Screen Moisture Sensors (CR-381) PR 04286 Task 5.30	C	FBB	\$8,355.32						0				
58.3	SCADA Programming Modifications (CR-433/476/546/547/551) PR 04286 Task 5.30	A	IRWD	\$15,758.38						0				
58.4	Polymer Storage Power Panels Wire and Breaker Modifications (CR-456) PR 04286 Task 5.30	C	FBB	\$24,238.65						0				
58.5	Odor Control Starter Modifications (CR-466) PR 04286 Task 5.30	B	FBB	\$41,436.09						0				
58.6	Odor Control Fan Remote Temperature Device Revisions (CR-522) PR 04286 Task 5.30	A	IRWD	\$52,484.50						0				
58.7	Re-location of Digester Control Building Gas Room Local Control Panels (CR-534) PR 04286 Task 5.30	A	FBB	\$32,743.00						0				

**MWRP Biosolids and Energy Recovery Facilities
PR 21146 (4286)
Construction Change Order Summary**

Contractor: Filanc/Balfour-Beatty
Design Engine Black & Veatch

				Contract Amount						Contract Days				Original Completion Date:
				Original Contract Amount: \$163,465,940.00						Original Days: 1.278				10/28/2016
Change Order:	Description	Category	IRWD or FBB	Change Order Line Item Amount	Change Order Amount	Previous Change Orders	Cumulative Total of Change Orders	% of Original Contract Amount	Revised Contract Amount	Change Order Days	Previous Change Orders	Cum Total C O. days	Revised Total Contract Days	Revised Completion Date

Category	Total Amount	% of Original Contract
A - District Convenience/Initiation - Project Related	\$ 2,043,902.33	1.25%
B - Differing Site Conditions	\$ 11,757,477.36	7.19%
C - Design Oversight	\$ 2,399,822.16	1.47%
D - District Convenience/Initiation - Non-Project Related	\$ -	0.00%
E - Contractor Convenience/Initiation	\$ (103,813.24)	-0.06%
TOTAL (A + B + C + D)	\$ 16,097,388.61	9.85%

Category	Total Amount	% of Original Contract
IRWD-Initiation/Driven	\$ 2,815,243.96	1.72%
FBB-Initiation/Driven	\$ 13,111,424.43	8.02%
Not applicable	\$ 170,720.22	0.10%
TOTAL	\$ 16,097,388.61	9.85%

IRVINE RANCH WATER DISTRICT

PROFESSIONAL SERVICES VARIANCE REGISTER

Project Title: MWRP Biosolids & Energy Recovery Facilities _____

Project No.: 106523 _____ Project Manager: Billy Stewart _____

Variance No.	Description	Dates		Variance Amount
		Initiated	Approved	
1	Welding Inspection	2-8-16		\$47,100
2	Materials Testing and Welding Inspection	5-31-16		\$52,190
3	Materials Testing and Welding Inspection	1-10-17		\$24,955
4	Grout Sampling and In-Place Density Testing	7-24-17		\$17,950

August 28, 2017

Prepared by: E. Zuniga

Submitted by: J. Roney

Approved by: Paul A. Cook



ACTION CALENDAR

IRWD SECURITY GUARD SERVICES CONTRACT

SUMMARY:

Staff continues to implement recommendations from the Security and Vulnerability Assessment of IRWD facilities finalized in April 2015. On May 10, 2017, staff issued a Request for Proposal (RFP) for enhanced and expanded security guard and patrol services for all District facilities. Four proposals were received, and each was evaluated by staff based on experience, qualifications, key deliverables, personnel management and understanding of the scope of work. Staff recommends the Board authorize the General Manager to enter into a contract with Securitas, Inc. for security guard and patrol services for a three-year term with an option for two one-year renewals.

BACKGROUND:

On January 23, 2017, the Engineering and Operations Committee reviewed the recommendations of the April 2015 Security Assessment conducted by consultant TelSec, Inc. The report highlighted varying levels of security risks to IRWD facilities, several of which will be mitigated by retaining a security services firm. Observations and recommendations in TelSec's April 2015 Security Assessment included:

1. Security risks unique to the open campus nature of the IRWD Operations Center and Michelson Water Recycling Plant (MWRP) are due to:
 - a. A significant increase in the value of facilities, equipment and assets at the MWRP;
 - b. The encroaching urbanism surrounding the Operations Center and MWRP resulting in an increase in security breaches; and
 - c. A significant increase in traffic through the entrance/exit access points.
2. Alternatives to mitigate the identified security risks included:
 - a. Construction of a staffed, kiosk-controlled access point into and out of the Operations Center and MWRP;
 - b. Segregation of the plant operation facilities through fencing and locked gates; and/or
 - c. Locking all entrance gates at all times.

After a preliminary review of the alternatives presented to mitigate security risks at the Operations Center and the MWRP, in January 2017, staff recommended a series of improvements including a staffed, kiosk-controlled access point into and out of these facilities (identified in the report as Alternative 2.a.). After further review and analysis, staff determined that a phased approach to security enhancement would be more effective. This approach will focus on securing the facilities through fencing and locked gates combined with enhanced security patrols. This approach also includes reconfiguring the lobby of the Operations Center to provide space for security staffing along with improved and enhanced exterior electronic surveillance equipment. This phased approach is expected to be a more effective and less

intrusive method to address the security concerns at the Operations Center and the MWRP as described in the TelSec's Security Assessment. Additionally, a phased approach to mitigating the security risks would also allow the District to evaluate and assess effectiveness at each phase over time with the ability to add other measures (e.g., a security kiosk on Riparian View) as needed in the future.

Security Patrol Services:

On May 10, 2017, staff issued an RFP for enhanced and expanded security guard and patrol services for all District facilities. Proposals were received from G4S Secure Solutions, MPS Security, Cypress Private Security and Securitas, Inc. Each was evaluated by staff based on experience, qualifications, key deliverables, personnel management and understanding of the scope of work. Securitas, Inc. was determined to be the highest-rated firm, especially in the areas of length and breadth of experience providing security in the public utility sector, its staffing structure, and its ability to provide efficient and timely response and communication to the District. The evaluation matrix for the security services proposal is attached as Exhibit "A".

Securitas security patrol services include the following components:

- Level I Security Service: Daily / 24 hours per day security service that would include roving foot patrol, checking of entrance and exit points, and a roving security guard in a marked vehicle and stationed at a single post at the Operation Center, the MWRP and the San Joaquin Marsh campus;
- Level II Security Service: Daily / seven days per week, 8:00 p.m. to 8:00 a.m., security service to include a roving security guard in a marked vehicle with foot patrol as needed. Monitored facilities would include Sand Canyon Headquarters, Baker Water Treatment Plant, Los Alisos Water Recycling Plant, Irvine Desalter Plant, and the East Irvine Zone 3 facility; and
- Level III Security Service: Three times per week (totaling 12 hours) / seven days per week, 6:00 p.m. to 6:00 a.m. (including two weekdays and one weekend), security service to include a roving security guard in a marked vehicle monitoring random facilities, gates, and other entry points.

Implementation of the Securitas security patrol services is the first part of the phased security risk mitigation plan. More detailed information regarding Alternative 2. b, as well as the changes to the Operations Center lobby and the enhanced electronic surveillance equipment, will be presented to the Board at a later date.

FISCAL IMPACTS:

The total cost to provide security guard services through the first year (September 1, 2017 through June 30, 2017) is \$669,860.00. The total cost to provide security guard services for year two of three (FY 2018-19) is \$696,654.00, and for year three of three (FY 2019-20) is \$724,520.00. The Safety and Security Department will continue to utilize funds from the Operating Budget for these services.

ENVIRONMENTAL COMPLIANCE:

This project is not subject to the California Environmental Quality Act (CEQA).

COMMITTEE STATUS:

This item was reviewed by the Engineering and Operations Committee on August 15, 2017.

RECOMMENDATION:

THAT THE BOARD AUTHORIZE THE GENERAL MANAGER TO ENTER INTO A CONTRACT WITH SECURITAS, INC. FOR SECURITY GUARD AND PATROL SERVICES FOR A THREE-YEAR TERM WITH OPTIONS FOR TWO ONE-YEAR RENEWALS AS FOLLOWS: SEPTEMBER 1, 2017 THROUGH JUNE 30, 2017 AT \$669,860.00; FISCAL YEAR 2018-19 AT \$696,654.00, AND FISCAL YEAR 2019-20) AT \$724,520.00.

LIST OF EXHIBITS:

Exhibit "A" – Security Services Evaluation Matrix

EXHIBIT "A"

SECURITY PATROL RFP BID SCORING MATRIX

Organization Name:	IRVINE RANCH WATER DISTRICT		
Prepared by:	EMILYN ZUNIGA	Title:	SAFETY AND SECURITY MANAGER
Signature:	<i>Emilyn Zuniga</i>	Date:	7/11/2017

Description of Service:	Contracted security guard services for District facilities.					
Service Provider	Experience & Qualifications	Key Deliverables	Cost & Pricing	Completeness of response to RFP	Personnel Management	Total Points
<i>Points Possible for Each Bid</i>	20	20	15	25	20	100
1 Cypress Private Security	18	15	14	17	18	82.000
2 G4S Secure Solutions	17	14	13	15	17	76.000
3 MPS Security	16	13	15	16	16	76.000
4 Securitas Inc.	19	20	12	18	19	88.000

EVALUATION RATIONALE: